

Inch

Clevis Hooks / Quick Connecting Links

Pouce

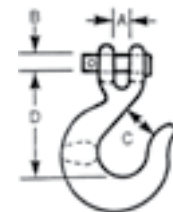
Crochets à chape / Maillons rapides

Grade 30 Clevis Slip Hook

PKG QTY. 1 - All items on this page

Carbon Steel (Forged Steel, Heat Treated)

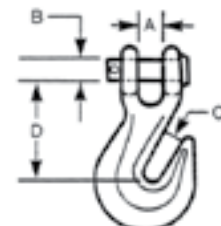
Spaenaur No.	Chain Size	WLL (lbs.)	Approximate Weight (lbs.)	Dimensions (Inches)			
				A	B	C	D
121-741	1/4"	1,950	0.50	0.38	0.38	0.88	2.56



Grade 30 Clevis Grab Hook

Carbon Steel (Forged Steel, Heat Treated)

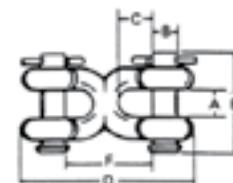
Spaenaur No.	Chain Size	WLL (lbs.)	Approximate Weight (lbs.)	Dimensions (Inches)			
				A	B	C	D
121-742	1/4"	2,600	0.46	0.38	0.38	0.34	1.94



Grade 30 Twin Clevis Links (Suitable for Grades 30 to 70 chain)

Body: Carbon Steel Pin: Alloy Steel

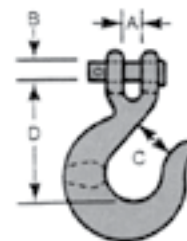
Spaenaur No.	Chain Size	WLL (lbs.)	Approximate Weight (lbs.)	Dimensions (Inches)					
				A	B	C	D	E	F
121-732	1/4-5/16"	4,700	0.31	0.39	0.37	0.41	2.50	1.62	1.18
121-733	3/8"	6,600	0.44	0.47	0.46	0.60	2.98	1.88	1.51



Grade 70 Clevis Slip Hook - without and with latch

Alloy Steel, Yellow Chromate

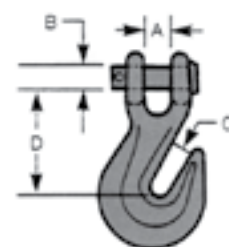
Spaenaur No.		Chain Size	WLL (lbs.)	Approximate Weight (lbs.)	Dimensions (Inches)			
Without Latch	With Latch				A	B	C	D
121-734	121-736	5/16"	4,300	0.75	0.44	0.44	1.00	2.81
121-735	121-738	3/8"	5,200	1.20	0.56	0.47	1.28	3.25



Grade 70 Clevis Grab Hook

Alloy Steel, Yellow Chromate

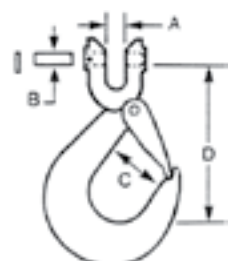
Spaenaur No.	Chain Size	WLL (lbs.)	Approximate Weight (lbs.)	Dimensions (Inches)			
				A	B	C	D
121-726	5/16"	4,700	0.65	0.44	0.44	0.41	2.38
121-727	3/8"	6,600	1.15	0.56	0.47	0.50	2.63



Grade 80 Clevis Sling Hook - with heavy duty latch

Alloy Steel

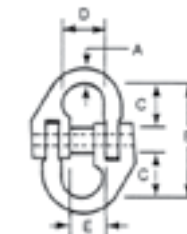
Spaenaur No.	Chain Size	WLL (lbs.)	Approximate Weight (lbs.)	Dimensions (Inches)			
				A	B	C	D
121-730	3/8"	7,100	2.43	0.52	0.50	1.58	4.13



Grade 80 Connecting Link

Alloy Steel Design Factor 4:1

Spaenaur No.	Chain Size	WLL (lbs.)	Approximate Weight (lbs.)	Dimensions (Inches)				
				A	B	C	D	E
121-728	3/8"	7,100	0.75	0.47	3.00	0.88	0.91	1.00
121-729	1/2"	12,000	1.50	0.63	3.38	1.25	1.30	1.13



Warning: Never exceed working load limit! Not recommended for overhead lifting!

CATALOG 14

SPAENAUR

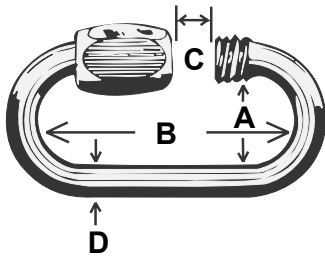
Quick Connecting Links

Metric

Maillons rapides

Métrique

STANDARD SERIES



STEEL
Zinc Plated

316
Stainless Steel

(Stainless 18/12 Mo.)

NYLON 6/6
Natural colour

APPROXIMATE WIRE DIAMETER "D" CONVERSION

Inch mm

7/64" =	3.0 mm
1/8" =	3.5 mm
5/32" =	4.0 mm
3/16" =	5.0 mm
1/4" =	6.0 mm
9/32" =	7.0 mm
5/16" =	8.0 mm
3/8" =	9.0 mm
7/16" =	10.0 mm
1/2" =	12.0 mm
9/16" =	14.0 mm
5/8" =	16.0 mm
11/16" =	18.0 mm
25/32" =	20.0 mm

WARNING:

- Strain to be exercised in Arrow Directions only.
- Do not exceed safe working load.
- Not to be used for overhead lifting.
- To secure, the nut must be closed so that no threads are exposed. Failure to do so will cause the link to fail below its rated capacity.

SPAENAUR No.	All dimensions stated in millimetres				Safe Working *Load	PKG QTY.
	A	B	C	D		
121-027	8.5	25.0	4.0	3.0	50 kg	25
121-019	10.0	29.0	5.0	3.5	100 kg	25
121-333	11.5	31.5	5.5	4.0	180 kg	25
121-334	13.0	39.5	6.5	5.0	280 kg	25
121-335	14.5	45.0	7.5	6.0	400 kg	25
121-336	16.0	52.0	8.5	7.0	550 kg	10
121-337	17.5	58.0	10.0	8.0	700 kg	10
121-028	19.0	62.0	11.0	9.0	900 kg	10
121-338	20.5	69.0	12.0	10.0	1,100 kg	10
121-339	23.5	80.5	15.0	12.0	1,500 kg	5
121-340	26.5	93.0	17.0	14.0	2,200 kg	5
121-341	29.5	108.0	19.0	16.0	2,900 kg	5
121-029	32.5	121.0	23.0	18.0	3,500 kg	5
121-030	35.5	137.5	26.0	20.0	4,000 kg	1

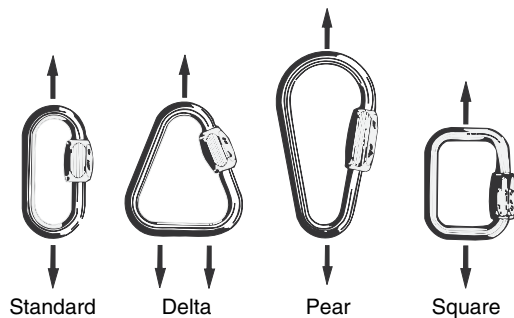
SPAENAUR No.	All dimensions stated in millimetres				Safe Working *Load	PKG QTY.
	A	B	C	D		
121-810	8.5	25.0	4.0	3.0	160 kg	25
121-811	10.0	29.0	5.0	3.5	220 kg	25
121-812	11.5	31.5	5.5	4.0	280 kg	25
121-813	13.0	39.5	6.5	5.0	450 kg	10
121-814	14.5	45.0	7.5	6.0	650 kg	10
121-815	16.0	52.0	8.5	7.0	900 kg	10
121-816	17.5	58.0	10.0	8.0	1,100 kg	10
121-817	19.0	62.0	11.0	9.0	1,400 kg	5
121-818	20.5	69.0	12.0	10.0	1,800 kg	5
121-819	23.5	80.5	15.0	12.0	2,500 kg	1
121-820	26.5	93.0	17.0	14.0	3,500 kg	1
121-821	29.5	108.0	19.0	16.0	4,500 kg	1
121-822	32.5	121.0	23.0	18.0	5,400 kg	1

SPAENAUR No.	All dimensions stated in millimetres				Safe Working *Load	PKG QTY.
	A	B	C	D		
122-001	12	47	8	6	20 kg	25
122-002	16	58	10	8	25 kg	10
122-003	20	69	12	10	30 kg	10

*BREAKING LOAD IS APPROXIMATELY 5 TIMES THE SAFE WORKING LOAD

Standard, Pear, Square and Delta Series are stocked.

See pages M61 and M62 for more Quick Connecting Links.



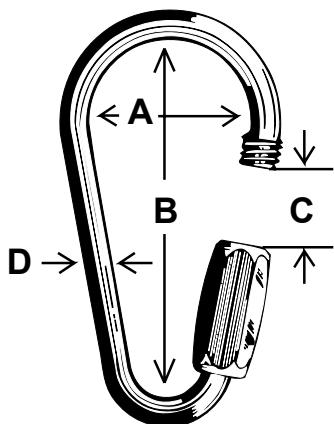
Metric

Quick Connecting Links

Métrique

Maillons rapides

PEAR SERIES



STEEL
Zinc Plated
316
Stainless Steel
*BREAKING LOAD IS APPROXIMATELY 5 TIMES THE SAFE WORKING LOAD.

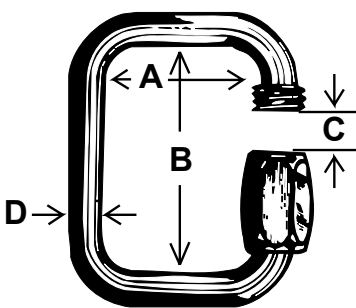
STEEL - Zinc Plated

SPAENAUR No.	All dimensions stated in millimetres				Safe Working *Load	PKG QTY.
	A	B	C	D		
121-092	17.60	39.45	8.50	3.0	32 kg	10
121-093	20.56	45.74	10.00	3.5	56 kg	10
121-094	23.84	53.17	11.50	4.0	80 kg	10
121-095	27.10	60.66	13.00	5.0	120 kg	5
121-096	30.70	69.31	14.50	6.0	200 kg	5
121-097	33.98	76.77	16.00	7.0	320 kg	5
121-098	37.24	84.23	17.50	8.0	480 kg	5
121-099	39.96	89.90	19.00	9.0	600 kg	1
121-100	43.40	97.97	20.50	10.0	720 kg	1
121-101	52.00	120.00	23.50	12.0	880 kg	1
121-102	56.98	129.57	26.50	14.0	1,440 kg	1
121-103	63.52	144.49	29.50	16.0	2,000 kg	1

316 STAINLESS STEEL

121-840	17.60	39.45	8.50	3.0	100 kg	10
121-864	20.56	45.74	10.00	3.5	130 kg	10
121-842	23.84	53.17	11.50	4.0	170 kg	10
121-843	27.10	60.66	13.00	5.0	270 kg	5
121-844	30.70	69.31	14.50	6.0	400 kg	5
121-845	33.98	76.77	16.00	7.0	550 kg	5
121-846	37.24	84.23	17.50	8.0	660 kg	5
121-847	39.96	89.90	19.00	9.0	840 kg	1
121-848	43.40	97.97	20.50	10.0	1,100 kg	1
121-849	52.00	120.00	23.50	12.0	1,500 kg	1
121-850	56.98	129.57	26.50	14.0	2,100 kg	1
121-851	63.52	144.49	29.50	16.0	2,700 kg	1

SQUARE SERIES



STEEL
Zinc Plated
316
Stainless Steel
*BREAKING LOAD IS APPROXIMATELY 5 TIMES THE SAFE WORKING LOAD.

STEEL - Zinc Plated

SPAENAUR No.	All dimensions stated in millimetres				Safe Working *Load	PKG QTY.
	A	B	C	D		
121-104	18.0	23.5	4.0	3.0	40 kg	10
121-105	22.0	27.5	5.0	3.5	70 kg	10
121-106	25.0	31.5	5.5	4.0	100 kg	10
121-107	28.0	37.5	6.5	5.0	150 kg	5
121-108	31.0	43.0	7.5	6.0	250 kg	5
121-109	34.0	49.5	8.5	7.0	400 kg	5
121-110	37.0	55.0	10.0	8.0	550 kg	5
121-111	40.0	60.0	11.0	9.0	700 kg	1
121-112	43.0	68.5	12.0	10.0	900 kg	1
121-113	50.0	78.0	15.0	12.0	1,100 kg	1
121-114	57.0	89.0	17.0	14.0	1,800 kg	1
121-115	64.0	103.0	19.0	16.0	2,200 kg	1

316 STAINLESS STEEL

121-852	18.0	23.5	4.0	3.0	110 kg	10
121-853	22.0	27.5	5.0	3.5	150 kg	10
121-854	25.0	31.5	5.5	4.0	200 kg	10
121-855	28.0	37.5	6.5	5.0	325 kg	5
121-856	31.0	43.0	7.5	6.0	450 kg	5
121-857	34.0	49.5	8.5	7.0	625 kg	5
121-858	37.0	55.0	10.0	8.0	770 kg	5
121-859	40.0	60.0	11.0	9.0	980 kg	1
121-860	43.0	68.5	12.0	10.0	1,250 kg	1
121-861	50.0	78.0	15.0	12.0	1,750 kg	1
121-862	57.0	89.0	17.0	14.0	2,450 kg	1
121-863	64.0	103.0	19.0	16.0	3,150 kg	1

Also see "WARNING" on page M60.

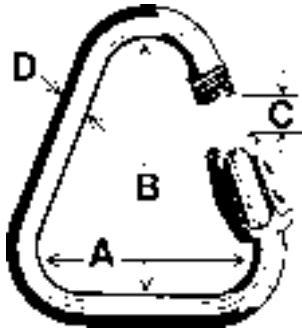
Quick Connecting Links / Lap Links

Inch and Metric

Connexion rapide Liens / Liens

Pouce et Métrique

DELTA SERIES



**STEEL
Zinc Plated**

316

Stainless Steel

* BREAKING LOAD IS APPROXIMATELY 5 TIMES THE SAFE WORKING LOAD.

Also see "WARNING" on page M60.

STEEL - Zinc Plated

SPAENAUR No.	All dimensions stated in millimetres				Safe Working *Load	PKG QTY.
	A	B	C	D		
121-375	17.00	22.00	3.5	2.5	25 kg	10
121-376	21.00	24.00	4.0	3.0	40 kg	10
121-377	24.00	29.00	5.0	3.5	70 kg	10
121-378	27.50	32.00	5.5	4.0	100 kg	10
121-379	30.00	38.00	6.5	5.0	150 kg	5
121-380	35.00	44.00	7.5	6.0	250 kg	5
121-381	37.00	49.00	8.5	7.0	400 kg	5
121-382	40.00	57.00	10.0	8.0	550 kg	5
121-383	42.00	60.00	11.0	9.0	700 kg	1
121-384	46.00	67.00	12.0	10.0	900 kg	1
121-385	51.00	80.00	15.0	12.0	1,100 kg	1
121-386	57.00	95.00	17.0	14.0	1,800 kg	1
121-387	61.00	106.00	19.0	16.0	2,200 kg	1
121-388	66.00	119.00	23.0	18.0	2,600 kg	1

316 STAINLESS STEEL

121-866	17.00	22.00	3.5	2.5	70 kg	10
121-867	21.00	24.00	4.0	3.0	110 kg	10
121-868	24.00	29.00	5.0	3.5	150 kg	10
121-869	27.50	32.00	5.5	4.0	200 kg	10
121-870	30.00	38.00	6.5	5.0	325 kg	5
121-871	35.00	44.00	7.5	6.0	450 kg	5
121-872	37.00	49.00	8.5	7.0	625 kg	5
121-873	40.00	57.00	10.0	8.0	770 kg	5
121-874	42.00	60.00	11.0	9.0	980 kg	1
121-875	46.00	67.00	12.0	10.0	1,250 kg	1
121-876	51.00	80.00	15.0	12.0	1,750 kg	1
121-877	57.00	95.00	17.0	14.0	2,450 kg	1
121-878	61.00	106.00	19.0	16.0	3,150 kg	1

Standard, Pear and Square Series are found on pages M60 and M61.



LAP LINKS

◆ Zinc Plated

SPAENAUR No.	Wire Dia. (Inches)	Length Inside (Inches)	Width Inside (Inches)	PKG QTY.	Weight Per 100 (in kg.)
◆ 121-347	1/8"	3/4"	1/4"	20	—
121-342	3/16"	1"	—	20	—
◆ 121-343	1/4"	1-1/4"	1/2"	20	3.63
121-344	5/16"	1-1/2"	3/4"	20	6.80
121-345	3/8"	2"	3/4"	20	10.43
◆ 121-346	1/2"	2-1/2"	1"	10	27.22

CONNECTING LINKS



Galvanized, self-coloured heat treated drop forged steel with interlocking lugs.*

When riveted down, the pins securely lock the lugs together, making the links as strong as proof chain. *Inside Diameter 3/16", 1/4", and 5/16" have no interlocking lugs.

Strengths are in accordance with requirements of federal specification RR-C-271b. (U.S.A.).

SPAENAUR No.	Inside Diameter (Inches)	Outside Diameter (Inches)	PKG QTY.	Weight Per 100 (in kg.)
*121-314	3/16"	1-1/4" x 3/4"	10	1.81
*121-315	1/4"	1-1/2" x 1"	10	3.63
*121-316	5/16"	1-3/4" x 1-1/4"	10	4.99
121-317	3/8"	2" x 1-3/8"	10	8.16
121-319	1/2"	2-5/8" x 1-3/4"	10	14.97
121-320	5/8"	3-1/4" x 2-1/8"	10	33.11
121-322	7/8"	4-1/2" x 3"	5	77.11
121-323	1"	4-7/8" x 3-3/8"	5	119.30