

Lynch Pins / Pipe Pins / Lynch Pins Assortment

Metric

Clavettes d'essieu / Goupilles à tuyaux / Clavette d'essieu assortiment

Métrique

# Lynch Pins

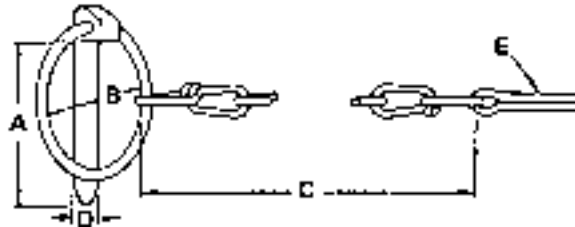
(also known as Quick-Pins)

## Steel

C1010 - C1018

Zinc Chromate Plated

(Yellow or Clear - Our Option)



PKG QTY. 10

All dimensions stated in millimetres

SPAENAU No.	PIN		A PIN LENGTH	B APPROX. INSIDE RING DIA.	C CHAIN LENGTH	E COTTER SIZE
	D DIA.	STYLE				
233-110	4.5	1	40	36	-	-
233-121	4.5	1	40	36	197	5 x 32
233-F92-1N	4.5	1	32	29	-	-
233-112	6	1	40	36	-	-
233-122	6	1	40	36	197	5 x 32
233-F90-1Y	6	1	40	42	-	-
233-113	6	1	45	37	-	-
233-101	7	2	40	42	-	-
233-F93-1T	8	2	40	45	-	-
233-115	8	2	40	36	-	-
233-102	8	2	40	42	-	-

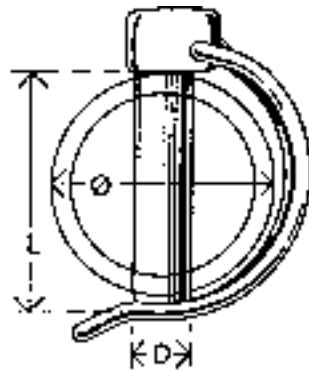
SPAENAU No.	PIN		A PIN LENGTH	B APPROX. INSIDE RING DIA.	C CHAIN LENGTH	E COTTER SIZE
	D DIA.	STYLE				
233-129	8	2	45	39	-	-
233-103	9	2	40	42	-	-
233-124	9.5	2	40	39	197	5 x 32
233-105	10	2	45	42	-	-
233-106	10.5	2	40	42	-	-
233-107	11	2	40	42	-	-
233-125	11	2	40	39	197	5 x 32
233-118	11	2	45	39	-	-
233-120	11	2	50	47	-	-
233-128	11	2	50	50	-	-
233-119	12	2	45	39	-	-

# PIPE PINS

C1010 - C1018

Zinc Chromate Plated  
(Yellow or Clear - Our Option)

## METRIC SIZE



with  
SPRING  
STEEL  
SNAP  
RING

SPAENAU No.	Dimensions in millimetres		
	D PIN DIA.	L PIN LENGTH	Ø PIPE O.D.
233-150	4.5	32	28
233-152	4.5	40	36
233-151	6	32	28
233-153	6	40	36
233-154	6	45	36
233-156	8	40	36
233-157	8	45	40
233-159	8	60	55
233-160	10	40	36
233-161	10	50	45
233-162	10	60	55

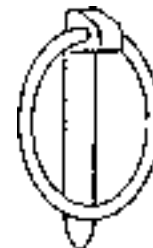
ASSORTMENT 805-510A

Metric Sizes

### LYNCH PIN

10 SIZES  
110 PIECES

Style	Pin Length	Spaenaur No.	Pin Diameter	Qty.	Page
Style 1	32mm	233-F92-1N	4.5mm	20	E70
		233-110	4.5mm		
		233-F90-1Y	6.0mm		
Style 2	40mm	233-101	7.0mm	10	E70
		233-102	8.0mm		
		233-103	9.0mm		
		233-124	9.5mm		
		233-105	10.0mm		
		233-106	10.5mm		
		233-107	11.0mm		



Assortment comes in a REGULAR SIZE welded steel drawer with hinged lid, and finished in Grey enamel. Drawer will fit Slide Racks shown on page A2