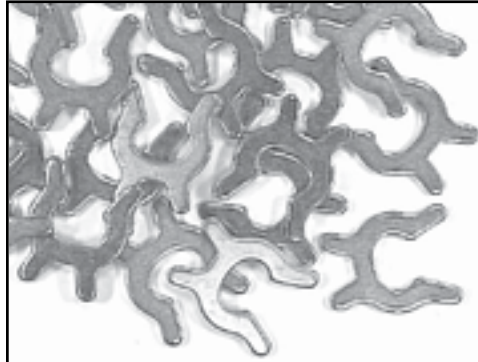


**Crimp-On Retainers / External Retaining Rings**

Inch

**Bagues de sertissage / Bagues de retenue externes**

Pouce

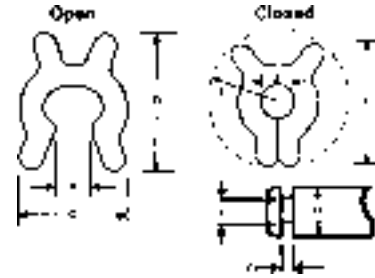


**CRIMP RING RETAINERS**

- POSITIVE RETAINING RINGS
- EASY TO INSTALL
- MILD STEEL - Zinc Plated

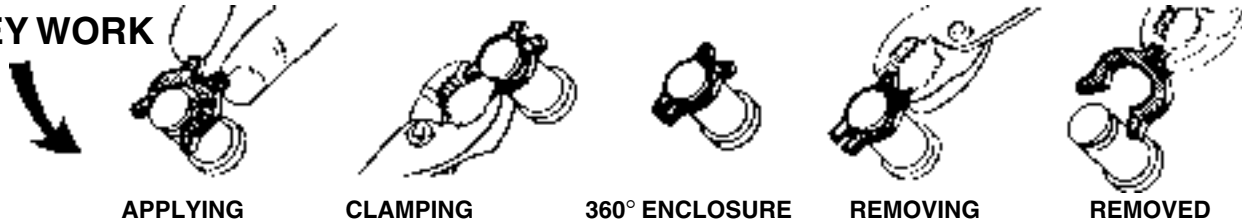
*All Dimensions in Inches.*

PKG QTY. 100



SPAENAUR No.	A	Material Thickness	C	D	E	F	Use on Shaft Size H	Groove Seat (Diameter) I	Groove Width J
277-200	.086	.025	.320	.406	.210	.406	.156	.086	.031
277-201	.098	.055	.364	.490	.297	.475	.187	.093	.062
277-202	.130	.055	.430	.575	.359	.556	.250	.125	.062
277-203	.164	.065	.523	.687	.422	.665	.312	.156	.075
277-B01-1P	.190	.065	.593	.745	.437	.730	.375	.187	.075
277-205	.222	.075	.622	.776	.469	.775	.437	.218	.083
277-206	.256	.075	.698	.905	.500	.890	.500	.250	.083
277-207	.285	.075	.822	.986	.563	.984	.562	.279	.083
277-208	.317	.089	.872	1.100	.609	1.078	.625	.311	.097
277-209	.347	.089	.948	1.190	.688	1.188	.687	.341	.097
277-210	.381	.089	1.060	1.297	.797	1.281	.750	.375	.097
<b>TOLERANCES</b>							+0.000	+0.000	+0.005
							-0.004	-0.005	-0.000

**HERE'S HOW THEY WORK**



**ITW Shakeproof Springrip™ FASTENERS WITH INTERNAL TEETH**



Parkerized or Phosphate and Oil Finish, our option.

(See also Capped Style - Page C57)  
For metal and plastic rods, studs and shafts

PKG QTY. 100

SPAENAUR No.	For Shaft Dia.	Fastener Dimensions		
		O.D.	I.D.	Thickness
W-423	.187"	.402"	.181/.177"	.015"
W-424	.250"	.472"	.244/.239"	.015"
W-425	.312"	.603"	.304/.299"	.015"
W-426	.375"	.685"	.366/.361"	.015"
W-427	.500"	.781"	.490/.483"	.017"

W-420 Series is High-carbon Steel, Tempered.