

Worm Drive (Gear-Type) Hose Clamps / Assortments

Inch

Colliers de serrage à vis sans fin (à engrenage) / assortiments

Pouce

GEAR-TYPE HOSE CLAMPS

HS SERIES

301 Stainless Steel band and housing with a 1018 Steel, case-hardened, zinc plated & zinc or stainless steel.

HAS SERIES "ALL STAINLESS"

301 Stainless Steel band and housing with a 305 Stainless Steel screw.



PKG QTY. 10

GEAR-TYPE HOSE CLAMPS

Stainless Steel

10 SIZES - 58 CLAMPS



805-623

ASSORTMENT 805-623

HS SERIES

Band Width	Spaenaur No.	Clamping Diameter	Qty.	Page
5/16"	HS-4	5/16"	6	G2
	HS-6	3/8"		
	HS-8	1/2"		
1/2"	HS-10	5/8"		
	HS-16	1"		
	HS-24	1-1/2"		
	HS-32	2"		
	HS-44	2-3/4"		
5/8"	HS-52	3-1/4"	5	G2
	HS-64	4"		

ASSORTMENT 805-639

HAS SERIES "ALL STAINLESS"

Band Width	Spaenaur No.	Clamping Diameter	Qty.	Page
1/2"	HAS-8	1/2"	6	G2
	HAS-10	5/8"		
	079-A53-1A	1"		
	HAS-24	1-1/2"		
	HAS-32	2"		
	HAS-44	2-3/4"		
	HAS-52	3-1/4"		
5/8"	079-A02-1X	4"	5	G2
	079-A11-1K	5/16"		
5/16"	079-102	3/8"	6	G2

Put up in Grey enameled STEEL Drawer, with hinged lid and "Adjusta-bins".

Drawer will fit into our Slide Racks, as shown on page A3.

Shipping Wt. **4.42 kg** (9-3/4 lbs.)

SPAENAU No. HS Series	SPAENAU No. HAS Series	Nominal Inside Dia. Inch	I.D. Range Inch Min.-Max.	I.D. Range Metric mm Min.-Max.
HS-4	*079-A11-1K	5/16	1/4 - 5/8	6-16
HS-6	*079-102	3/8	5/16 - 7/8	8-22
HS-8	HAS-8	1/2	7/16 - 1	11-25
HS-10	HAS-10	5/8	9/16 - 1-1/16	14-27
HS-12	HAS-12	3/4	9/16 - 1-1/4	14-32
	079-A53-1A	1	11/16 - 1-1/2	18-38
HS-20	HAS-20	1-1/4	3/4 - 1-3/4	19-44
HS-24	HAS-24	1-1/2	1-1/16 - 2	27-51
HS-28	079-A01-1M	1-3/4	1-5/16 - 2-1/4	33-57
HS-32	HAS-32	2	1-9/16 - 2-1/2	40-63
HS-36	HAS-36	2-1/4	1-13/16 - 2-3/4	46-70
HS-40	HAS-40	2-1/2	2-1/16 - 3	52-76
HS-44	HAS-44	2-3/4	2-5/16 - 3-1/4	59-82
HS-48	HAS-48	3	2-9/16 - 3-1/2	65-89
HS-52	HAS-52	3-1/4	2-13/16 - 3-3/4	71-95
HS-54	HAS-54	3-1/2	3-1/16 - 4	78-101
HS-60	HAS-60	3-3/4	3-5/16 - 4-1/4	84-107
HS-64	079-A02-1X	4	2-1/2 - 4-1/2	64-114
HS-72	079-A15-1A	4-1/2	4-1/16 - 5	103-127
HS-84	HAS-84	5-1/4	4-15/16 - 5-3/4	125-146
HS-88	HAS-88	5-1/2	4-1/16 - 6	104-152
HS-96	HAS-96	6	4-1/2 - 6-1/2	114-165
HS-104	HAS-104	6-1/2	5 - 7	127-178
	HAS-128	8	6-1/2 - 8-1/2	165-216
	HAS-144	9-1/2	8 - 10	203-254
	HAS-192	12-1/2	11 - 13	280-330
	HAS-224	14	12-1/2 - 14-1/2	318-368

*MAH Series - 1/4" slotted HEX head screw & 5/16" wide band. 300 stainless steel band and housing. 300 stainless screw.

CATALOG 14

SPAENAU

Inch and Metric

Worm Drive (Gear-Type) Hose Clamps & Racks

Pouce et Métrique

Colliers de serrage à vis sans fin (à engrenage) et supports

QUICK RELEASE CLAMPS

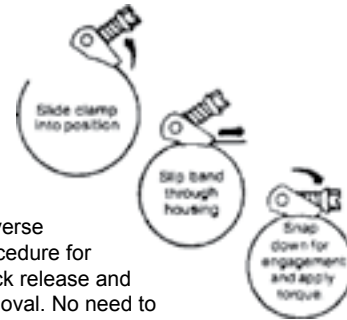
Where the clamp must be opened for installation, the answer is a quick release clamp. They open, close, engage and tighten quickly. No time is lost in achieving a leak-proof connection.

The hexagon-head screw with the screwdriver slot facilitates the use of either an ordinary screwdriver or a 5/16" (8 mm) nut runner.

LAS (Quick Release) Series

1/2" or 9/16" (13 or 14 mm) (our option) wide band with slotted hex head swivel screw allows for quick engage and release. Constructed from stainless steel materials for corrosion resistance.

EASY ON . . . EASY OFF . . .
IN 3 SIMPLE STEPS




Reverse procedure for quick release and removal. No need to disassemble connection.



PKG QTY. 10

LAS Series SPAENAUR No.	Size Range Inches			Size Range mm	
	Nom.	Min.	Max.	Min.	Max.
079-103	2-1/4	1	2-3/4	25	70
079-104	3	1-1/2	3-1/2	38	89
079-106	4-1/2	2	5	51	127
079-107	5-1/2	2-1/16	6	52	152
079-109	6-1/2	2-7/8	7	73	178
079-110	8	4-1/2	8-9/16	114	217

HOSE CLAMP RACK 814-783




This 5 post model holds from the 2-1/16" diameter #40 to the 5" #72. For countertop use or may be wall-mounted using two built-in hanger loops provided. Sign panel lists clamp diameters. 23-1/4" wide x 15-3/4" high x 5-3/8" deep.

PKG QTY. 1

HOSE CLAMP RACK 814-703

Sturdy Wire Construction



(Clamps not included)

Accommodates hose clamps from the smallest mini clamp up to the 2-3/4" dia., #36 clamp. 10 column

PKG QTY. 1

Worm Drive (Gear-Type) Hose Clamps

Inch and Metric

Colliers de serrage à vis sans fin (à engrenage)

Pouce et Métrique

Inner Shield Hose Clamps

Designed for applications involving soft hose material such as silicone rubber. The inner shield protects the hose from damage by preventing it from coming in direct contact with the notched band.



200 Stainless band & housing. Carbon Steel zinc plated screw

PKG QTY. 10

ETM SERIES

1/4" (6 mm) Slotted Hexagon Head and 5/16" (8 mm) Wide Band.

Micro Series SPAENAUR No.	Size Range Inches			Size Range mm	
	Nom.	Min.	Max.	Min.	Max.
079-A05-1Y	7/16	5/16	9/16	8	14
079-026	11/16	9/16	7/8	14	22
079-A13-1M	1-1/8	15/16	1-1/4	24	32

ET SERIES

5/16" (8 mm) Slotted Hexagon Head and 1/2" (14 mm) Wide Band.

Full Series SPAENAUR No.	Size Range Inches			Size Range mm	
	Nom.	Min.	Max.	Min.	Max.
079-013	1/2	7/16	1	11	25
079-014	7/8	23/32	1	18	25
079-015	7/8	3/4	1-1/8	19	28
079-016	1	13/16	1-3/8	21	34
079-A03-1A	1-1/4	1-1/8	1-3/4	28	41
079-018	1-1/2	1-3/16	1-15/16	30	49
079-019	1-3/4	1-5/16	2-1/4	33	57
079-020	2	1-9/16	2-1/2	40	63
079-021	2-1/4	1-13/16	2-3/4	46	70
079-022	2-1/2	2-1/16	3	52	76
079-023	2-3/4	2-5/16	3-1/4	59	82
079-024	3	2-9/16	3-1/2	65	89

ALL 316 STAINLESS STEEL Hose Clamps



PKG QTY. 10

Designed and engineered for corrosive environments and applications such as water treatment plants, pulp and paper and chemical industries, marine and ship-building, underground piping, sprinkler systems, and swimming pools.

5/16" (8 mm) Slotted Hexagon Head and 1/2" (14 mm) Wide Band.

SPAENAUR No.	Nominal Dia. Inch	I.D. Range Inch Min.-Max.	I.D. Range Metric mm Min.-Max.
079-A58-1T	3/8	0.31-0.87	8-22
079-A52-1X	5/8	0.56-1.06	15-27
079-803	3/4	0.56-1.25	15-32
079-804	1	0.68-1.50	18-38
079-805	1-1/4	0.75-1.75	19-44
079-A10-1T	1-1/2	1.06-2.00	27-51
079-A04-1P	1-3/4	1.31-2.25	34-57
079-A09-1K	2	1.56-2.50	40-63
079-A08-1T	2-1/4	1.81-2.75	46-69
079-A12-1W	2-3/4	2.31-3.25	59-82
079-A59-1K	3-1/4	2.81-3.75	72-95
079-A07-1N	3-3/4	3.31-4.25	84-108
079-813	4-1/2	4.06-5.00	104-127
079-814	5-1/2	4.09-6.00	104-152
079-815	6-1/2	5.00-7.00	127-177

ASSORTMENT 805-645

INNER SHIELD HOSE CLAMPS 16 Sizes - 94 Clamps

Furnished in a LARGE SIZE grey enamelled STEEL Drawer, with scooped bins. Drawer will fit into the Slide Racks shown on page A3

Shipping Weight: 5.21 kg (11-1/2 lbs.)



ASSORTMENT 805-646

HOSE CLAMPS All 316 Stainless Steel 15 Sizes - 133 Clamps

Furnished in a grey enamelled LARGE SIZE STEEL Drawer, with hinged lid and "Adjusta-bins". Drawer will fit into our Slide Racks as shown on page A3

Shipping Weight: 6.3 kg (13.851 lbs.)



Metric
Métrique

MIKALOR®

Worm Drive (Gear-Type) Hose Clamps
Colliers de serrage à vis sans fin (à engrenage)

Supra®

**Heavy Duty
Hose Clamp**




Material of Band and Band Arch:
STAINLESS STEEL X8 Cr17.

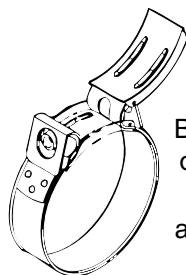
Screw, Nut and screw side support strength and finish:
Property Class 8.8, Zinc plate - chromate yellow passivated.

Applicable in Agriculture, Industrial Trucks, Building and Construction,
Heavy Machinery, Chemical and Food Processing Industries, Municipal Services, etc.

(*) We recommend working at 75% of the maximum values



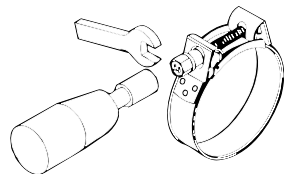
Features:



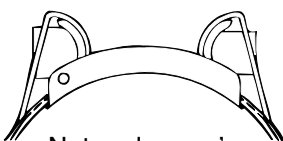
Band arch opens for easy assembly.



Bevel-edged band to protect hose.



Hex head screw strength to Property Class 8.8.



Nut and screw's side support integrally attached.



Nut strength to Property Class 8.8.

SPAENAUR No.	D Range mm	D (Approx. Inch Equivalent)	THREAD	General Dimensions					TORQUE inch pds.	Max. Val. (*) PRESS. pds./sq in	PKG QTY.						
				E mm	A mm	B mm	S mm										
079-200	17-19	11/16 - 3/4"	M6	8	18 (+0.2)	19.8	0.6	22.5	735	10							
079-201	19-21	3/4 - 53/64"								10							
079-202	21-23	53/64 - 29/32"								10							
079-203	23-25	29/32 - 63/64"								10							
079-204	25-27	63/64 - 1-1/16"								10							
079-205	27-29	1-1/16 - 1-9/64"								10							
079-206	29-31	1-9/64 - 1-7/32"	10														
079-207	31-34	1-7/32 - 1-11/32"	M7	10	20 (+0.3)	22	0.8	40	617	10							
079-208	34-37	1-11/32 - 1-29/64"								10							
079-209	37-40	1-29/64 - 1-37/64"								10							
079-210	40-43	1-37/64 - 1-45/64"								10							
079-211	43-47	1-45/64 - 1-55/64"								10							
079-212	47-51	1-55/64 - 2-1/64"								10							
079-213	51-55	2-1/64 - 2-11/64"				1.0	50	529	10								
079-214	55-59	2-11/64 - 2-21/64"								10							
079-215	59-63	2-21/64 - 2-1/2"								10							
079-216	63-68	2-1/2 - 2-43/64"								10							
079-A18-1C	68-73	2-43/64 - 2-7/8"								M8	13	25 (+0.4)	27.5	1.2	125	412	10
079-218	73-79	2-7/8 - 3-7/64"															10
079-219	79-85	3-7/64 - 3-11/32"	10														
079-220	85-91	3-11/32 - 3-37/64"	294	10													
079-221	91-97	3-37/64 - 3-13/16"			10												
079-222	97-104	3-13/16 - 4-3/32"			10												
079-223	104-112	4-3/32 - 4-13/32"			176	10											
079-224	112-121	4-13/32 - 4-49/64"					10										
079-225	121-130	4-49/64 - 5-1/8"					10										
079-226	130-140	5-1/8 - 5-33/64"					M10	15	28 (+0.4)							31	1.5
079-227	140-150	5-33/64 - 5-29/32"	1														
079-228	150-162	5-29/32 - 6-3/8"	1														
079-229	162-174	6-3/8 - 6-27/32"	88	1													
079-230	174-187	6-27/32 - 7-23/64"			1												
079-231	187-200	7-23/64 - 7-7/8"			1												
079-232	200-213	7-7/8 - 8-25/64"			44	1											
079-233	213-226	8-25/64 - 8-57/64"								1							
079-234	226-239	8-57/64 - 9-13/32"								1							
079-235	239-252	9-13/32 - 9-59/64"	1														

G

CATALOG 14

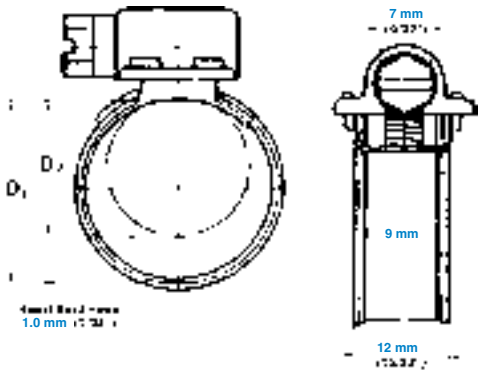
SPAENAUR

Worm Drive (Gear-Type) Hose Clamps/Drive Tool

Colliers de serrage à vis sans fin (à engrenage)



Inch and Metric
Pouce et Métrique



Metric
ACID-RESISTANT WORM DRIVE HOSE CLAMPS

STANDARD DIMENSIONS
ACID-RESISTANT HOSE CLAMPS.

Material:
Band, housing and screw
in acid-resistant stainless steel,
quality BSI 316 S16 equal to AISI 316

Acid-Resistant hose clamp, a specially stable and reliable hose clamp, designed for severe working conditions in extremely difficult environments. It conforms to the requirements of Swedish Standards SMS 2298 and 2299 and other European and U.S. standards. The slotted hexagonal screw head for both screwdrivers and 7 mm (9/32") A.F. sockets is standard for all sizes.

The hose clamps are easy to fit using hand tools or screw/nut tightening devices. The joining of the band to the housing is arranged in such a manner that least possible deviation from circular shape arises, while the clamp is being tightened. An unperforated band with correctly dimensioned edge radii eliminates the risk of damage to the hose.

SPAENAUR No.	Range D2-D1 mm	(Inch Equivalent) Min.-Max.	PKG QTY.
079-875	8-14	5/16" - 9/16"	10
079-C15-1K	13-20	1/2" - 13/16"	10
079-878	15-24	5/8" - 15/16"	10
079-879	19-28	3/4" - 1-1/8"	10
079-880	22-32	7/8" - 1-1/4"	10
079-881	26-38	1-1/16" - 1-1/2"	10
079-882	32-44	1-1/4" - 1-3/4"	10
079-883	38-50	1-1/2" - 2"	10
079-884	32-57	1-1/4" - 2-1/4"	10
079-885	38-64	1-1/2" - 2-1/2"	10
079-886	51-76	2" - 3"	10
079-887	57-83	2-1/4" - 3-1/4"	5
079-A06-1C	70-95	2-3/4" - 3-3/4"	5
079-889	89-114	3-1/2" - 4-1/2"	5
079-890	102-140	4" - 5-1/2"	5
079-891	127-165	5" - 6-1/2"	5
079-892	140-178	5-1/2" - 7"	5
079-893	180-206	7-3/32" - 8-1/8"	1
079-894	194-232	7-5/8" - 9-1/8"	1
079-895	219-257	8-5/8" - 10-1/8"	1
079-896	244-283	9-5/8" - 11-1/8"	1
079-897	270-308	10-5/8" - 12-1/8"	1

DRIVER WITH HEXAGONAL SOCKET

THIS ONE TOOL WILL FIT ALL HOSE CLAMPS LISTED ABOVE.
7 mm (9/32") ACROSS FLATS HEX SOCKET HEAD x 10" LONG DRIVER.

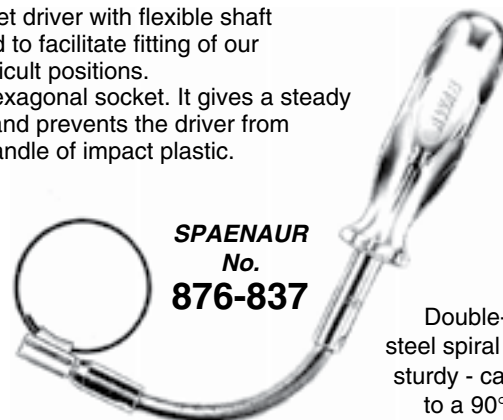


Typical Installation

The hexagon socket driver with flexible shaft has been produced to facilitate fitting of our hose clamps in difficult positions. Equipped with a hexagonal socket. It gives a steady grip on the screw and prevents the driver from slipping. Robust handle of impact plastic.

PKG QTY. 1

(Clamp not Included)



SPAENAUR
No.
876-837

Double-wound steel spiral shank - sturdy - can bend to a 90° angle.

Inch and Metric

Snap-Grip Hose Clamps

Pouce et Métrique

Colliers de serrage verrouillage à dents

NYLON 6/6

HOSE CLAMPS

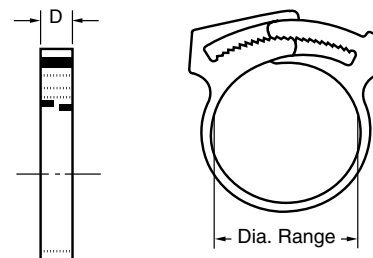
CORROSION-RESISTANT

Install by hand in seconds — Strong yet lightweight



A non-metallic clamp that will not rust, is non-conducting, not corroded by sea-water, and is stable in a wide variety of chemical salts, bases, alcohols, oils, and grease, gasoline, etc.

Pat. No. 4,128,918



These clamps are applied by a quick ratchet closure, even after the hose is in place. A lateral effort disengages the clamps.

SPAENAUR No.	Mfr. No.	Clamp Range		D Clamp Width	PKG QTY.
		Inch Min.-Max. ±.01	Metric Min.-Max. ±.25 mm		
078-A04-1Y	16	.246 - .290	6.25 - 7.37	7/32" (5.56 mm)	100
078-A02-1A	23	.360 - .406	9.14 - 10.31	7/32" (5.56 mm)	100
078-003	26	.410 - .468	10.41 - 11.89	1/4" (6.35 mm)	100
078-004	30	.475 - .536	12.07 - 13.61	7/32" (5.56 mm)	100
078-005	32	.538 - .608	13.67 - 15.44	1/4" (6.35 mm)	100
078-006	38	.597 - .665	15.16 - 16.89	1/4" (6.35 mm)	100
078-007	44	.670 - .780	17.02 - 19.81	7/32" (5.56 mm)	100
078-A01-1X	50	.720 - .825	18.54 - 21.08	7/32" (5.56 mm)	100
078-009	56	.870 - .975	22.10 - 24.77	7/32" (5.56 mm)	100
078-010	62	.953 - 1.094	24.21 - 27.76	5/16" (7.94 mm)	50
078-011	68	1.031 - 1.188	26.19 - 30.15	5/16" (7.94 mm)	50
078-A03-1P	250	1.250-1.425	31.75 - 36.20	5/16" (7.94 mm)	25
078-013	92	1.406 - 1.610	35.71 - 40.89	11/32" (8.73 mm)	25
078-014	104	1.594 - 1.813	40.46 - 46.02	11/32" (8.73 mm)	25
078-015	114	1.790 - 2.110	45.47 - 53.59	11/32" (8.73 mm)	25
078-016	124	1.870 - 2.125	47.50 - 53.98	13/32" (10.32 mm)	10
078-017	134	2.120 - 2.390	53.85 - 60.71	13/32" (10.32 mm)	10

RAW MATERIAL SPECIFICATIONS

Property	Test Method	Unit of Measure	Nylon 6/6
Tensile Strength at Yield	D638	psi	9,000
Elongation at Fail	D638	%	200
Flexural Modulus	D790	psi	190,000
Izod Impact	D756	ft.-lb./in.	3.0
Deflection Temperature	D648	66 psi °F	430
Deflection Temperature	D648	264 psi °F	160
Dielectric Strength	D149	Volts/Mil	550
Volume Resistivity	D257	ohm/cm	2 x 10 ¹³

Property	Test Method	Unit of Measure	Nylon 6/6
Water Absorption	D570	24 hrs., %	1.1
Flammability Rating/ Thickness	UL94	in.	V-2/.028
Hardness			R105
U.L. Yellow Card File			E70062
UL Continuous Use Temperature	w/impact w/o impact	°C	75 @ .058 85

NOTE: These Raw Material Specifications shall not be construed as creating an express warranty of description. The specifications are approximate and intended to serve only as guides and not as the basis of any sale, agreement or contract of any goods sold by SPAENAUR Inc.

NYLON 6/6: Nylon resins are resistant to a variety of organic and inorganic substances. They are not affected by aliphatic and aromatic hydrocarbons, including conventional fuel. Nylon resins are also resistant to a wide variety of organic compounds including aldehydes, ketones, mono-hydroxyl alcohols, most esters and most chlorinated aliphatic and aromatic materials. Organic materials which do affect nylon include phenols, formic acid, trichloroacetic acid, fluoroalcohols, acetic acid and other organic acids. Salts, such as calcium chloride, calcium bromide and similar materials should be avoided, especially at high concentration and temperature.

CATALOG 14 SPAENAUR

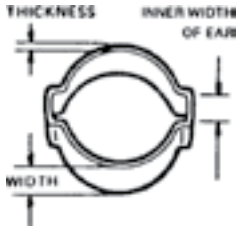
Ear Hose Clamps / Crimping Tools

Colliers de serrage à oreille / sertisseuses



Inch and Metric
Pouce et Métrique

2-Ear Clamps



Oetiker 2-Ear Clamps are especially suited for factory maintenance or heavily vibrating equipment. Closing both ears builds strength into the clamp in spring-like action to hold against pressure, vibrations and hose shrinkage due to temperature changes or aging. Also suitable for low-pressure hydraulic applications.



When ordering, select nominal clamp size nearest to, but always larger than O.D. of material to be clamped after insert has been fitted.

See page G10 for more ear clamps.

Material:

1008 Carbon Steel Tubing, Zinc-Plated or
300 Series Stainless Steel tubing

Contact Sales Desk
For Package Quantities

C-1008											
Spaenaur No.	Nominal Size	Inches		MM		Thickness		Inner Width of Ear			
		Closed	Open	Closed	Open	Inches	MM	Inches	MM		
079-050	5/32"	0.122	0.161	3.1	4.1	0.14	3.5	0.0197	0.5	0.0591	1.5
079-A20-1C	11/64"	0.138	0.177	3.5	4.5	0.14	3.5	0.0236	0.6	0.0591	1.5
079-A21-1N	3/16"	0.134	0.197	3.4	5	0.197	5	0.0276	0.7	0.0984	2.5
079-053	1/4"	0.197	0.276	5	7	0.236	6	0.0276	0.7	0.1181	3
079-A22-1T	5/16"	0.276	0.354	7	9	0.276	7	0.0394	1	0.1181	3
079-055	3/8"	0.315	0.433	8	11	0.276	7	0.0394	1	0.1772	4.5
079-057	1/2"	0.433	0.512	11	13	0.276	7	0.0394	1	0.1378	3.5
079-A23-1K	9/16"	0.492	0.591	12.5	15	0.295	7.5	0.0394	1	0.1575	4
079-A24-1W	19/32"	0.551	0.669	14	17	0.315	8	0.0472	1.2	0.1969	5
079-060	5/8"	0.591	0.709	15	18	0.315	8	0.0472	1.2	0.1969	5
079-A25-1M	3/4"	0.630	0.787	16	20	0.335	8.5	0.0472	1.2	0.2362	6
079-A26-1X	13/16"	0.709	0.866	18	22	0.354	9	0.0591	1.5	0.2559	6.5
079-A27-1A	7/8"	0.748	0.906	19	23	0.354	9	0.0591	1.5	0.2559	6.5
079-A28-1P	15/16"	0.827	0.984	21	25	0.394	10	0.0591	1.5	0.2559	6.5
079-A29-1Y	1"	0.886	1.063	22.5	27	0.394	10	0.0591	1.5	0.2756	7
079-A57-1N	1-1/16"	0.945	1.102	24	28	0.394	10	0.0591	1.5	0.2559	6.5
079-A46-1T	1-5/16"	1.154	1.339	29.3	34	0.394	10	0.0591	1.5	0.2953	7.5
079-A44-1C	1-7/16"	1.260	1.457	32	37	0.394	10	0.0591	1.5	0.315	8
079-A39-1A	1-1/2"	1.378	1.575	35	40	0.394	10	0.0591	1.5	0.315	8
079-A45-1N	1-5/8"	1.480	1.693	37.6	43	0.394	10	0.0591	1.5	0.3346	8.5
079-A30-1P	1-3/4"	1.598	1.811	40.6	46	0.394	10	0.0591	1.5	0.3346	8.5

INSTALLATION

An incorrectly made installation may impair the best connection. A clamp installed too tightly can collapse or deform the parts to be connected or can cut the material to be clamped, thus causing leakage.

When the clamp ears can be closed all the way, the clamp size selected is normally too big and the next smaller size clamps should be ordered.

Installation: when installing Oetiker 2-Ear Clamps, close first ear, then the second. Once second ear is closed, first one opens up slightly and may be squeezed again. Each Clamp ear should not be squeezed more than twice.

HOW TO APPLY:

HOW TO REMOVE:

Position clamp on hose as illustrated.

Grip the outer edge of ear firmly and cut through it with either pincers.

Give each ear a firm squeeze with your OETIKER Pincers

Cut the ear by taking several small bites at its base with either pincers.

Where access to ear is difficult, use OETIKER's Side Jaw Pincers Model 876-853

Then grip ear firmly and twist it off.

Stainless Steel

Stainless steel clamps have slightly thinner wall thickness

Spaenaur No.	Nominal Size	Inches		MM		Thickness		Inner Width of Ear			
		Closed	Open	Closed	Open	Inches	mm	Inches	mm		
079-850	5/32"	0.122	0.161	3.1	4.1	0.138	3.5	0.0197	0.5	0.0591	1.5
079-A55-1Y	11/64"	0.138	0.177	3.5	4.5	0.138	3.5	0.0197	0.5	0.0591	1.5
079-A42-1P	3/16"	0.134	0.197	3.4	5	0.197	5	0.0197	0.5	0.0591	1.5
079-A14-1X	1/4"	0.197	0.276	5	7	0.236	6	0.0197	0.5	0.1181	3
079-A36-1W	5/16"	0.276	0.354	7	9	0.276	7	0.0315	0.8	0.126	3.2
079-A38-1X	3/8"	0.315	0.433	8	11	0.276	7	0.0315	0.8	0.1772	4.5
079-A31-1Y	1/2"	0.433	0.512	11	13	0.276	7	0.0315	0.8	0.1378	3.5
079-A32-1C	9/16"	0.492	0.591	12.5	15	0.295	7.5	0.0315	0.8	0.1575	4
079-A33-1N	19/32"	0.551	0.669	14	17	0.315	8	0.0315	0.8	0.1969	5
079-A37-1M	5/8"	0.591	0.709	15	18	0.315	8	0.0315	0.8	0.1969	5
079-A40-1T	3/4"	0.638	0.787	16.2	20	0.335	8.5	0.0394	1	0.2362	6
079-A34-1X	13/16"	0.713	0.866	18.1	22	0.354	9	0.0394	1	0.2559	6.5
079-A41-1A	7/8"	0.752	0.906	19.1	23	0.354	9	0.0394	1	0.2559	6.5
079-A49-1M	15/16"	0.831	0.984	21.1	25	0.394	10	0.0394	1	0.2559	6.5
079-A35-1K	1"	0.886	1.063	22.5	27	0.394	10	0.0394	1	0.2756	7
079-A43-1Y	1-1/16"	0.945	1.102	24	28	0.394	10	0.0394	1	0.2559	6.5
079-A48-1W	1-5/16"	1.154	1.339	29.3	34	0.394	10	0.0394	1	0.2953	7.5
079-A19-1N	1-7/16"	1.260	1.457	32	37	0.394	10	0.0394	1	0.315	8
079-A50-1W	1-1/2"	1.378	1.575	35	40	0.394	10	0.0394	1	0.315	8
079-A51-1M	1-5/8"	1.480	1.693	37.6	43	0.394	10	0.0394	1	0.3346	8.5
079-A56-1C	1-3/4"	1.598	1.811	40.6	46	0.394	10	0.0394	1	0.3346	8.5

Installation Pincers

This dual purpose side jaw design allows clamps to be applied or removed in confined areas with pincers held parallel to the hose. Also used like Standard Pincers.

876-G21-1P Side Jaw Pincers

876-852 Standard Jaw Pincers

PKG QTY. 1

Inch

Ear Hose Clamp Assortment / Snap Grip Hose Clamp Assortment

Pouce

Assortiment de colliers de serrage à oreille / assortiment de colliers de serrage verrouillage à dents

2-EAR CLAMP ASSORTMENTS

2-ear Clamps Plus Installation Tool In Each Assortment. Both Assortments are similar except for the clamp material.



ASSORTMENT
ASSORTIMENT **805-655**

2-EAR CLAMPS PLATED STEEL CLAMPS

23 Sizes - 241 Pieces

Shipping Weight: **5.76 kg.** (12.70 lbs.)

Name	Band Thickness	Band Width	Spaenaur No.	Clamping Diameter	Qty.	Page
Oetiker 2-Ear Clamps	0.0197"	0.138"	079-050	5/32"	10	G8
	0.0236"		079-A20-1C	11/64"		
	0.0276"	0.197"	079-A21-1N	3/16"	20	
		0.236"	079-053	1/4"		
	0.0394"	0.276"	079-A22-1T	5/16"	10	
			079-055	3/8"		
			079-057	1/2"		
	0.0472"	0.295"	079-A23-1K	9/16"	10	
		0.315"	079-A24-1W	19/32"		
	0.0473"	0.335"	079-A25-1M	3/4"	10	
		0.315"	079-060	5/8"		
	0.0591"	0.354"	079-A26-1X	13/16"	10	
			079-A27-1A	7/8"		
			079-A28-1P	15/16"		
			079-A29-1Y	1"		
			079-066	1-1/16"		
			079-067	1-1/8"		
			079-A46-1T	1-5/16"		
			079-A44-1C	1-7/16"		
			079-A39-1A	1-1/2"		
079-A45-1N			1-5/8"			
079-A30-1P	1-3/4"					
Oetiker Installation Pincers	Standard Jaw Pincers	876-852		1		



ASSORTMENT
ASSORTIMENT **805-654**

300 SERIES STAINLESS STEEL CLAMPS

23 Sizes - 241 Pieces

Shipping Weight: **5.22 kg.** (11.50 lbs.)

Name	Band Thickness	Band Width	Spaenaur No.	Clamping Diameter	Qty.	Page
Oetiker 2-Ear Clamps	0.0197"	0.138"	079-850	5/32"	10	G8
			079-A55-1Y	11/64"		
		0.0276"	0.197"	079-A42-1P	3/16"	
	0.236"		079-A14-1X	1/4"		
	0.0315"	0.276"	079-A36-1W	5/16"	10	
			079-A38-1X	3/8"		
			079-A31-1Y	1/2"		
			0.295"	079-A32-1C		
	0.0394"	0.315"	079-A33-1N	19/32"	10	
			079-A37-1M	5/8"		
	0.0591"	0.335"	079-A40-1X	3/4"	10	
			079-A34-1T	13/16"		
			079-A41-1A	7/8"		
			079-A49-1M	15/16"		
			079-A35-1K	1"		
			079-A43-1Y	1-1/16"		
			079-A48-1W	1-5/16"		
			079-A19-1N	1-7/16"		
			079-A50-1W	1-1/2"		
			079-A51-1M	1-5/8"		
079-867	1- 1/8"					
079-873	1-3/4"					
Oetiker Installation Pincers	Standard Jaw Pincers	876-852		1		

Each Assortment is furnished in a Large Size grey enamel steel drawer with hinged lid and catch. Drawers have scooped bins for easy access and will fit into Slide Racks shown on page A3

ASSORTMENT
ASSORTIMENT **805-514**

HOSE CLAMPS Nylon 6/6

17 SIZES - 120 CLAMPS

Shipping Weight: **3.34 kg** (5.15W lbs.)



Band Width	Spaenaur No.	Clamp Range Inch Min.-Max. ± .01"	Qty.	Page
7/32"	078-001	0.246" - 0.290"	15	G7
	078-A02-1A	0.360" - 0.406"		
	078-004	0.475" - 0.536"	10	
	078-007	0.670" - 0.780"	5	
	078-A01-1X	0.730" - 0.830"		
1/4"	078-009	0.870" - 0.975"	10	
	078-003	0.410" - 0.468"		
	078-005	0.538" - 0.608"		
5/16"	078-006	0.597" - 0.665"	5	
	078-010	0.953" - 1.094"		
11/32"	078-011	1.031" - 1.188"	4	
	078-012	1.250" - 1.425"		
	078-013	1.406" - 1.610"		
13/32"	078-014	1.594" - 1.813"	4	
	078-015	1.790" - 2.110"		
	078-016	1.875" - 2.125"		
	078-017	2.120" - 2.390"		

Put up in a grey enamelled REGULAR SIZE Steel Drawer with hinged lid and 'Adjusta-bins'. Drawer will fit into Slide Racks shown on page A2

Ear Clamps Worm Drive (Gear-Type) / Assortment

Inch and Metric

Assortiment de colliers de serrage à oreille (à engrenage)

Pouce et Métrique

1-EAR CLAMPS

Zinc Plated Steel & 304 Stainless Steel

For applications where a strong clamp is required.

These clamps are formed from steel tubing.

Also available in Nom. Sizes from 13/32" to 3-7/8"



SPAENAUR No.	Nom. Size	Inches closed-open	mm closed-open	PKG QTY.
* 079-874	3/8"	.318 - .374	8.1 - 9.5	100
079-074	13/32"	.358 - .413	9.1 - 10.5	100

*304 Stainless Steel

STEPLESS™ -EAR CLAMPS

304 Stainless Steel

This clamp guarantees a 360° closure around the object being clamped. The inner circumference is "STEPLESS".



Also available in Nom. Sizes from 1/4" to 4".

SPAENAUR No.	Nom. Size	Inches closed-open	mm closed-open	PKG QTY.
079-900	23/32"	.602 - .728	15.3 - 18.5	25
079-901	13/16"	.700 - .827	17.8 - 21.0	25
079-902	15/16"	.823 - .949	20.9 - 24.1	25
079-905	1-1/16"	0.941 - 1.067	23.9 - 27.1	25
079-903	1-3/16"	1.059 - 1.185	26.9 - 30.1	25
079-904	1-5/16"	1.177 - 1.303	29.9 - 33.1	25
079-075	4-3/16"	4.087 - 4.213	103.8 - 107.0	10

OTHER AVAILABLE ITEMS.

Contact sales desk for package quantities, pricing and inventory.

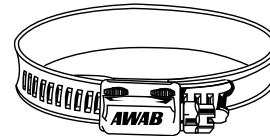


ASSORTMENT **805-656**

METRIC

Acid-Resistant Worm DRIVE HOSE CLAMPS

12 SIZES - 88 PIECES



Furnished in grey enamelled LARGE SIZE Steel Drawer with hinged lid and 'Adjusta-bins'. Drawer will fit into Slide Racks shown on page A3

Shipping Weight: **5.90 kg** (13 lbs.)



Name	Spaenaur No.	Range D2-D1 mm	(Inch Equiv.) Min.-Max.	Qty.	Page
Acid-Resistant Worm Drive Hose Clamps	079-875	8mm - 14mm	5/16" - 9/16"	10	G6
	079-C15-1K	13mm - 20mm	1/2" - 13/16"		
	079-878	15mm - 24mm	5/8" - 15/16"		
	079-879	19mm - 28mm	3/4" - 1-1/8"		
	079-881	26mm - 38mm	1-1/16" - 1-1/2"	7	
	079-883	38mm - 50mm	1-1/2" - 2"		
	079-885	38mm - 64mm	1-1/2" - 2-1/2"	5	
	079-886	51mm - 76mm	2" - 3"		
	079-A06-1C	70mm - 95mm	2-3/4" - 3-3/4"		
079-889	89mm - 114mm	3-1/2" - 4-1/2"			
079-890	102mm - 140mm	4" - 5-1/2"			
Name	Spaenaur No.	Tip Width Number		Qty.	Page
Flexible Hex. Socket Driver	876-837	7mm		1	G6

CATALOG 14

SPAENAUR

Inch
Pouce



Worm Drive (Gear-Type) Band Clamps & Components

Colliers de serrage à bande à vis sans fin (à engrenage) et composants

BREEZE® MAKE-A-CLAMP KITS

All 300 Stainless Steel Components

except Hex Head Screw which is 400 Series.



079-818 / 079-817



079-816

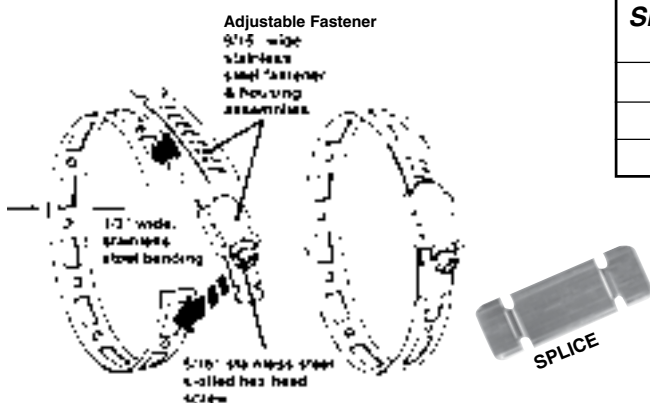
Minimize "down" time. Minimize repair time. Minimize your hose clamp inventory in sizes, dollars and shelf space. **Make-A-Clamp** gives you a total maintenance clamp system in a kit, consisting of a continuous roll of stainless steel banding (which you cut to the size diameter you need) and adjustable worm-gear assembly fasteners.

Make-A-Clamp makes every size clamp that you may need, from 2" diameter up, on the spot. It's a key addition to a conventional clamp inventory.

- Use for temporary or permanent repairs for securing, mounting, strapping, clamping, and positioning.
- Hang, strap, or secure anything to poles, beams, pipes, etc.
- Hold or clamp units together during welding or assembly.

Contents of Kit

SPAENAUR No.	Band Length	Adjustable Fasteners	Band Splices
079-816	8-1/2 ft. (2.59 m)	3	1
079-818	50 ft. (15.2 m)	10	5
079-817	100 ft. (30.5 m)	25	10



Extra Components

SPAENAUR No.	Description	PKG QTY.
079-819	Adjustable Fasteners	25
079-820	Splices	10

No broken packages supplied on Kits or extra components.

4 Simple Steps To Make Any Size Clamp



1. Cut band length



2. Engage fastener



3. Insert into band



4. Tighten

BAND LENGTH TABLE

(Allows for insertion of adjustable fastener.)

Band should always be cut midway on small round hole for smooth fastener-fit. The table, at right, is accurate for the diameters indicated.

To determine lengths of Make-A-Clamp band material, multiply diameter in inches x π (3.1416), minus 4.5" for the adjustable fastener end, or determine circumference by measurement, less 4.5" for adjustable fastener end.

Dia.	Length to cut on mark	Dia.	Length to cut on mark	Dia.	Length to cut on mark	Dia.	Length to cut on mark
2"	2-1/2"	9"	24-1/8"	16"	46-7/8"	26"	77-1/4"
3"	5-1/16"	10"	27-7/8"	17"	49-7/16"	28"	83-5/8"
4"	8-7/8"	11"	30-3/8"	18"	53-1/8"	30"	89-7/8"
5"	11-7/16"	12"	34-3/16"	19"	55-3/4"	32"	96-3/8"
6"	15-3/16"	13"	36-3/4"	20"	59-1/2"	34"	102-5/8"
7"	17-3/4"	14"	40-1/2"	22"	65-7/8"	36"	108-7/8"
8"	21-1/2"	15"	43-1/16"	24"	72-1/8"	38"	115-1/4"

Spring Grip Hose Clamps / Band Clamp & Tool

Inch

Colliers de serrage à ressort / à bande et outil

Pouce

SPRING-GRIP HOSE CLAMPS



SPRING STEEL, Zinc Plated
Dichromate Finish - Colour at Our Option

PKG QTY. 25



PKG QTY. 1

876-2117 HOSE CLAMP PLIERS

For removing or installing self-tightening wire hose clamp.

SPAENAUR No.	For Hose Size O.D.	Wire Diameter
080-A03-1T	5/16"	.062"
B-1909	3/8"	.083"
080-A10-1A	7/16"	.088"
B-1911	1/2"	.093"
B-1600	5/8"	.108"
B-1601	11/16"	.112"
B-1913	3/4"	.112"
B-1661	13/16"	.118"
B-1947	7/8"	.122"
B-1602	15/16"	.122"
B-1603	1"	.132"
B-1604	1-1/16"	.142"

SPAENAUR No.	For Hose Size O.D.	Wire Diameter
B-1948	1-1/8"	.152"
B-1949	1-3/16"	.152"
B-1605	1-1/4"	.152"
B-1950	1-5/16"	.162"
B-1606	1-3/8"	.162"
B-1952	1-1/2"	.162"
B-1607	1-5/8"	.172"
B-1953	1-3/4"	.172"
B-1609	1-15/16"	.177"
B-1610	2-1/8"	.182"
B-1611	2-3/16"	.182"
B-1612	2-1/4"	.182"
B-1637	2-5/8"	.202"


ONE-PIECE BUCKLES



T-244

BAND CLAMP TOOL

Made from chromo-vanadium drop-forged steel, with machine threaded Tension Screw. Finish is specially treated to resist corrosion.

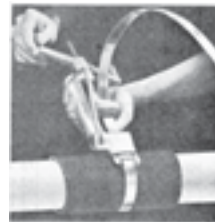


PKG QTY. 1

BAND CLAMP

MAKES ANY SIZE CLAMP

Tackles any job - any diameter pipe or hose from 30 feet down to 1/2 inch.



Band Clamp is made in 100 ft. rolls of both Stainless Steel and Hi-carbon Steel.

Buckles are supplied in appropriate sizes to fit the band widths.

Available in Stainless Steel or Hi-carbon Steel

Band Width	201 Stainless Steel		Hi-carbon (Plated)		PKG QTY.
	Band No.	Buckle No.	Band No.	Buckle No.	
1/4" (6.4 mm)	079-001	079-002	MP-90	B-1966	Band Stock All sizes 100 feet All Buckles 100 only
3/8" (9.5 mm)	MP-2000	B-2000			
1/2" (12.7 mm)	MP-2001	079-A47-2K	MP-91	B-1967	
5/8" (15.9 mm)	MP-2002	B-2002			
3/4" (19.1 mm)	079-A17-2Y	079-A16-2P			

All parts packed separately. Be sure to order BUCKLES, as required, for use with BAND stock.

Inch and **Metric**

Spring Type Hose Clamps

Pouce et **Métrique**

Colliers de serrage de type à ressort

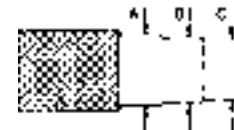
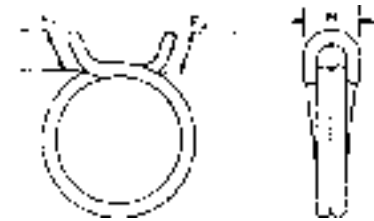
STEEL

High Tensile Wire
Zinc Plated with
colour coded dye.

DOUBLE STRAND DESIGN

HOSE CLAMPS

- Easy to install.
- Wider based radial load.
- No special tools needed.



Inch Sizes

SPAENAUR No.	Clamp Diameter			Wire Dia.	Reference Dimensions			PKG QTY.	COLOUR CODE
	A Max.	B Nom.	C Min.		F1	F2	H		
080-A07-1X	.306"	.301"	.285"	.039"	.250"	.190"	.250"	100	Gold
080-031	.380"	.375"	.370"	.039"	.250"	.190"	.250"	100	Silver
080-032	.442"	.438"	.432"	.059"	.250"	.190"	.250"	100	Silver
080-A01-1C	.510"	.500"	.490"	.059"	.380"	.250"	.280"	100	Red
080-A04-1K	.573"	.562"	.551"	.070"	.425"	.250"	.325"	100	Silver
080-A06-1M	.640"	.625"	.610"	.070"	.425"	.250"	.325"	50	Green
080-A02-1N	.703"	.688"	.671"	.070"	.425"	.250"	.325"	50	Red
080-037	.770"	.750"	.730"	.078"	.500"	.325"	.360"	50	Silver
080-A09-1P	.832"	.812"	.792"	.078"	.500"	.325"	.360"	50	Green
080-039	.900"	.875"	.850"	.086"	.550"	.375"	.400"	50	Gold
080-040	.968"	.938"	.906"	.086"	.550"	.375"	.400"	50	Silver
080-A08-1A	1.031"	1.000"	.969"	.098"	.560"	.375"	.450"	25	Gold
080-042	1.090"	1.062"	1.034"	.098"	.560"	.375"	.450"	25	Red
080-A05-1W	1.150"	1.125"	1.100"	.098"	.560"	.375"	.450"	25	Silver
080-044	1.218"	1.188"	1.156"	.110"	.660"	.450"	.480"	25	Green
080-045	1.280"	1.250"	1.219"	.110"	.660"	.450"	.480"	25	Red
080-046	1.344"	1.312"	1.281"	.110"	.660"	.450"	.480"	25	Silver
080-047	1.405"	1.377"	1.335"	.118"	.750"	.500"	.540"	25	Green
080-048	1.500"	1.465"	1.425"	.118"	.750"	.500"	.540"	25	Gold
080-052	1.797"	1.750"	1.703"	.126"	.750"	.500"	.560"	25	Silver

Metric Sizes

(Dimensions below are shown in millimetres)

080-100	8.80	8.70	8.60	1.00	6.35	4.80	6.35	100	Silver
080-101	14.10	13.73	13.36	1.50	9.65	6.35	7.10	100	Gold



876-1306



876-1215

For Installation Tools See Page P121