

Inch

Lynch Pins / Assortment

Pouce

Clavettes d'essieu / Assortiment

...DESIGNED FOR SAFETY (also known as Quick-Pins)

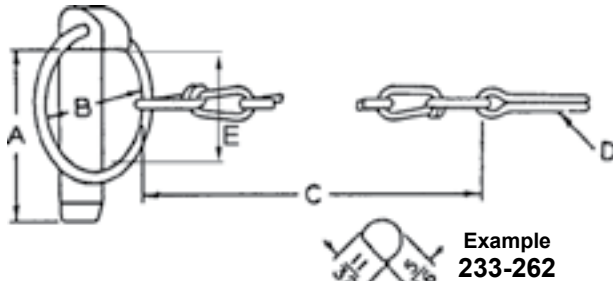
PINS are made of Steel C1010-C1018.

Spring Steel SNAP RING is assembled mechanically to prevent any stretch or loss of tension.

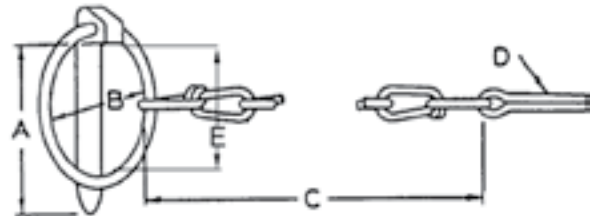
Complete Assembly is Zinc Chromate Plated.

(Yellow or clear - our option)

Two styles - with or without securing chain, cotter key.



PIN STYLE 2



PIN STYLE 1

SPAENAUR No.	PIN SIZE	Approximate			COTTER SIZE D	USABLE LGTH. E
		PIN LGTH. A	INSIDE RING DIA. B	CHAIN LGTH. C		
233-F73-1X	5/16 x 17/64	1-3/4	1-9/16	NONE	NONE	1-3/8
233-352	5/16 x 17/64	2-3/8	1-5/8	NONE	NONE	1-7/16
233-353	5/16 x 17/64	2-3/8	1-5/8	8-1/2	3/16 x 3/4	1-7/16
233-262	11/32 x 5/16	1-5/8	1-9/16	NONE	NONE	1-5/16
B-1999	7/16 x 11/32	1-3/4	1-3/8	NONE	NONE	1-3/16
233-G02-1W	7/16 x 11/32	1-3/4	1-11/16	7-3/4	3/16 x 3/4	1-3/16
233-247	7/16 x 3/8	1-1/2	1-9/16	NONE	NONE	1-1/4
233-237	7/16 x 3/8	1-15/16	1-5/8	NONE	NONE	1-5/16
B-2004	7/16 x 11/32	2	1-7/8	NONE	NONE	1-11/16
233-F74-1A	7/16 x 11/32	2	1-7/8	7-3/4	3/16 x 1-1/2	1-11/16

SPAENAUR No.	PIN SIZE	Approximate			COTTER SIZE D	USABLE LGTH. E
		PIN LGTH. A	INSIDE RING DIA. B	CHAIN LGTH. C		
233-F35-1X	3/16	1-1/4	1-1/8	NONE	NONE	7/8
233-256	3/16	1-1/4	1	6-1/4	3/32 x 3/4	7/8
233-F62-1A	1/4	1-3/4	1-5/8	NONE	NONE	1-1/4
233-F88-1Y	1/4	1-3/4	1-3/8	8	3/16 x 3/4	1-1/4
233-F40-1Y	5/16	2-11/32	1-5/8	NONE	NONE	1-1/2
233-255	5/16	2-11/32	1-5/8	7-3/4	3/16 x 3/4	1-1/2

PKG QTY. 10

ASSORTMENT 805-503A LYNCH PIN

Steel C1010 - C1018, Zinc Plated - Designed For Safety -



11 SIZES - 70 PIECES

Style	Spaenaur No.	Pin Diameter	Inside Ring Diameter	Qty.	Page
Style 1	233-256	3/16"	1"	10	E69
	233-F35-1X		1-1/4"		
	233-F88-1Y	1/4"	1-3/8"	5	
	233-255	5/16"	1-1/4"	4	
	233-F40-1Y		1-5/8"		
Style 2	233-F62-1A	1/4"	1-3/8"	10	
	233-262	11/32"	1-9/16"		
	233-G02-1W	7/16"	1-3/8"	5	
	B-1999				
	B-2004		1-7/8"		4
233-F85-1X	3				

Regular Drawer Size 13-3/8" x 9-1/4" x 2"

Grey Enamelled Drawer will fit slide racks shown on page A2

Shipping weight: 4.42 kg (9.75 lbs.)



CATALOG 14

SPAENAUR

Lynch Pins / Pipe Pins / Lynch Pins Assortment

Metric

Clavettes d'essieu / Goupilles à tuyaux / Clavette d'essieu assortiment

Métrique

Lynch Pins

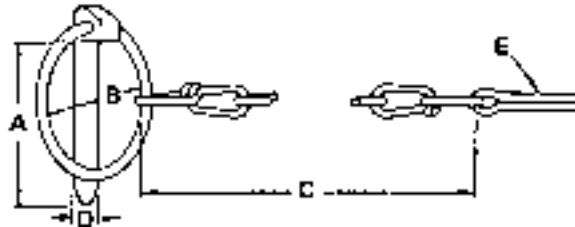
(also known as Quick-Pins)

Steel

C1010 - C1018

Zinc Chromate Plated

(Yellow or Clear - Our Option)



PIN STYLE 1



PIN STYLE 2

PKG QTY. 10

All dimensions stated in millimetres

SPAENAU No.	PIN		A PIN LENGTH	B APPROX. INSIDE RING DIA.	C CHAIN LENGTH	E COTTER SIZE
	D DIA.	STYLE				
233-110	4.5	1	40	36	-	-
233-121	4.5	1	40	36	197	5 x 32
233-F92-1N	4.5	1	32	29	-	-
233-112	6	1	40	36	-	-
233-122	6	1	40	36	197	5 x 32
233-F90-1Y	6	1	40	42	-	-
233-113	6	1	45	37	-	-
233-101	7	2	40	42	-	-
233-F93-1T	8	2	40	45	-	-
233-115	8	2	40	36	-	-
233-102	8	2	40	42	-	-

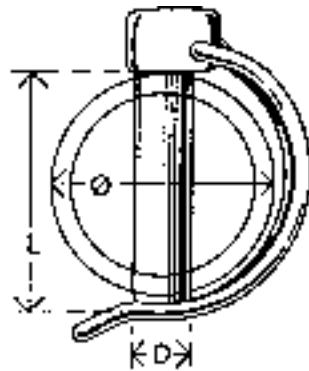
SPAENAU No.	PIN		A PIN LENGTH	B APPROX. INSIDE RING DIA.	C CHAIN LENGTH	E COTTER SIZE
	D DIA.	STYLE				
233-129	8	2	45	39	-	-
233-103	9	2	40	42	-	-
233-124	9.5	2	40	39	197	5 x 32
233-105	10	2	45	42	-	-
233-106	10.5	2	40	42	-	-
233-107	11	2	40	42	-	-
233-125	11	2	40	39	197	5 x 32
233-118	11	2	45	39	-	-
233-120	11	2	50	47	-	-
233-128	11	2	50	50	-	-
233-119	12	2	45	39	-	-

PIPE PINS

C1010 - C1018

Zinc Chromate Plated
(Yellow or Clear - Our Option)

METRIC SIZE



with
SPRING
STEEL
SNAP
RING

SPAENAU No.	Dimensions in millimetres		
	D PIN DIA.	L PIN LENGTH	Ø PIPE O.D.
233-150	4.5	32	28
233-152	4.5	40	36
233-151	6	32	28
233-153	6	40	36
233-154	6	45	36
233-156	8	40	36
233-157	8	45	40
233-159	8	60	55
233-160	10	40	36
233-161	10	50	45
233-162	10	60	55

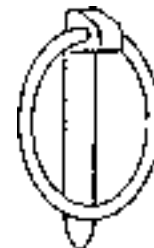
ASSORTMENT 805-510A

Metric Sizes

LYNCH PIN

10 SIZES
110 PIECES

Style	Pin Length	Spaenaur No.	Pin Diameter	Qty.	Page
Style 1	32mm	233-F92-1N	4.5mm	20	E70
		233-110	4.5mm		
		233-F90-1Y	6.0mm		
Style 2	40mm	233-101	7.0mm	10	E70
		233-102	8.0mm		
		233-103	9.0mm		
		233-124	9.5mm		
		233-105	10.0mm		
		233-106	10.5mm		
		233-107	11.0mm		



Assortment comes in a REGULAR SIZE welded steel drawer with hinged lid, and finished in Grey enamel. Drawer will fit Slide Racks shown on page A2