

Inch

Pouce



# T-Slot Bolts / Self-Positioning Hold-Down Clamps

Boulons en T / Système de retenue à autopositionnement



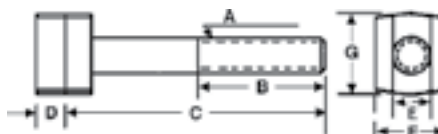
**INCH  
Sizes**

## T-Slot Bolts

**Steel – Black oxide finish**

Used for setting up work on planers, shapers, milling machines or similar applications. Heads are sized to fit in table slot giving more bearing surface and to prevent twisting or jamming. Upset forged from AISI 1045 for strength.

**Tool Room Necessities  
Nécessités pour la  
place aux outils**



**B**

SPAENAU No.	Thread A	All Dimensions Stated in Inches						PKG QTY.
		B	C	D	E	F	G	
070-001	3/8-16	5/8	1	13/64	3/8	5/8	3/4	1
070-002	3/8-16	1	1-1/2	13/64	3/8	5/8	3/4	1
070-003	3/8-16	1-1/4	2	13/64	3/8	5/8	3/4	1
070-004	1/2-13	1	1-1/2	1/4	1/2	13/16	1	1
070-005	1/2-13	1-1/4	2	1/4	1/2	13/16	1	1
070-006	1/2-13	1-1/2	2-1/2	1/4	1/2	13/16	1	1
070-007	5/8-11	1-1/4	2	5/16	5/8	1-1/64	1-1/8	1
070-008	5/8-11	1-1/2	3	5/16	5/8	1-1/64	1-1/8	1
070-009	5/8-11	1-1/2	4	5/16	5/8	1-1/64	1-1/8	1
070-010	3/4-10	1-1/2	4	3/8	3/4	1-1/4	1-3/8	1
070-011	3/4-10	1-1/2	5	3/8	3/4	1-1/4	1-3/8	1
070-012	3/4-10	2	6	3/8	3/4	1-1/4	1-3/8	1
070-013	1"-8	2	5	1/2	1	1-21/32	1-7/8	1
070-014	1"-8	2	6	1/2	1	1-21/32	1-7/8	1
070-015	1"-8	3	8	1/2	1	1-21/32	1-7/8	1

## RITE HITE

Self-positioning Hold-down Clamps

You Can't Set Up Quicker

Rugged fully adjustable one-piece clamp.



PKG QTY. 1

### MODEL S - Shorter for Closer Set-ups

SPAENAU No.	MAX. BOLT SIZE	NOMINAL CLAMPING RANGE	NOMINAL DIMENSIONS	WEIGHT
086-020	3/8"	0" to 1"	1-1/8" x 3"	1/2 lb.
086-021	1/2"	0" to 1-3/4"	1-3/8" x 4-1/4"	1 lb.
086-022	5/8"	0" to 2-3/4"	1-7/8" x 5-1/2"	2 lbs.
086-023	3/4"	0" to 3-1/2"	2" x 7"	4 lbs.
086-024	1"	0" to 3"	2-7/8" x 9"	10 lbs.

### MODEL L - Longer Reach

SPAENAU No.	MAX. BOLT SIZE	NOMINAL CLAMPING RANGE	NOMINAL DIMENSIONS	WEIGHT
086-025	3/8"	0" to 1-1/4"	1-1/8" x 3-1/2"	1/2 lb.
086-026	1/2"	0" to 2-1/2"	1-7/16" x 5-3/4"	1-1/4 lbs.
086-027	5/8"	0" to 3-1/2"	1-7/8" x 6-3/4"	2-1/2 lbs.
086-028	3/4"	0" to 5"	2-1/8" x 9"	4-3/4 lbs.
086-029	1"	0" to 5"	2-7/8" x 11-1/8"	12 lbs.

CATALOG 14

SPAENAU

T-Slot Bolts / T-Slot Nuts

Boulons en T / Écrous rectangulaires en T



Metric

Métrique

**METRIC**  
**T-Slot Bolts**

Used for setting up work on planers, shapers, milling machines or similar applications. Forged, with milled T-slot guide-faces, rolled thread.

**Tool Room Necessities**  
**Nécessités pour la place aux outils**

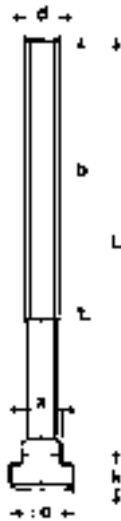
(M6-M12 heat-treated to strength class 10.9, M14-M42 to class 8.8)

Black Oxide Finish

B



**DIN 787**



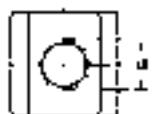
SPAENAUR No.	All Dimensions Stated in Millimetres					PKG QTY.
	Thread Dia. x a (nom.) x L	b	a	e	k	
070-100	M6 x 6 x 25	15	5.7	10	4	1
070-101	M6 x 6 x 40	28	5.7	10	4	1
070-102	M8 x 8 x 32	22	7.7	13	6	1
070-103	M8 x 8 x 50	35	7.7	13	6	1
070-104	M10 x 10 x 40	30	9.7	15	6	1
070-105	M12 x 12 x 50	35	11.7	18	7	1
070-106	M12 x 12 x 80	55	11.7	18	7	1
070-107	M12 x 14 x 50	35	13.7	22	8	1
070-108	M12 x 14 x 80	55	13.7	22	8	1
*070-109	M14 x 16 x 63	45	15.7	25	9	1
*070-110	M14 x 16 x 100	65	15.7	25	9	1
070-111	M16 x 18 x 80	55	17.7	28	10	1
070-112	M16 x 18 x 160	100	17.7	28	10	1
*070-113	M20 x 20 x 160	110	19.7	32	12	1
*070-114	M20 x 22 x 160	110	21.7	35	14	1
*070-115	M24 x 24 x 200	125	23.7	40	16	1
070-116	M24 x 28 x 250	150	27.7	44	18	1

\*Sizes not included in DIN Standard

**DIN 508**

**METRIC**  
**T-Slot Nuts**

Tempered to tensile strength class 10.  
The max. load capacity is allowed with the total thread reach of the nut.



SPAENAUR No.	All Dimensions Stated in Millimetres					PKG QTY.
	Thread Dia. x a (nom.)	a	e	h	k	
226-400	M6 x 8	7.7	13	10	6	1
226-401	M8 x 10	9.7	15	12	6	1
226-402	M10 x 12	11.7	18	14	7	1
226-403	M12 x 14	13.7	22	16	8	1
226-404	M14 x 16	15.7	25	18	9	1
226-405	M16 x 18	17.7	28	20	10	1
226-406	M20 x 22	21.7	35	28	14	1
226-407	M24 x 28	27.7	44	36	18	1
226-408	M30 x 36	35.6	54	44	22	1