

Ring Cotter Pins / Grip Clips

Inch

Anneaux brisés / Attaches à ressort

Pouce

Ring Cotters

MB SPRING WIRE,
Zinc Plated
or
Type 302
STAINLESS STEEL
(Passivated).

Style A



Style B



Style C



Style D



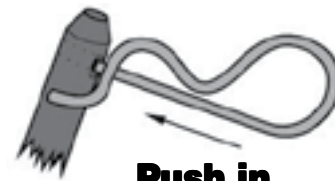

Thread the wire end (inside the ring) into the hole in shaft and turn until ring snaps in place. To remove, turn again in the same direction.

E


SPAENAUR No.		Style	O.D. x Wire Diameter	Use on Shaft Diameter	PKG QTY.
Zinc Pltd. Wire	Stainless Steel				
090-028	090-803	A	5/8" x .048"	3/16" - 1/4"	100
090-029	090-804	B	3/4" x .048"	1/4" - 5/16"	100
090-030	090-805	C	1" x .062"	3/8" - 7/16"	100
090-031	090-806	D	1-1/8" x .072"	7/16" - 1/2"	100

The Grip Clip

STEEL 1045/1050
Oil Tempered
Zinc Plated
Rockwell RC 30-35



Push in



& Twist
(Counter Clockwise)

A clip that can be removed only with a twist and a pull. For applications where traditional pins and clips can accidentally pull out while in use (i.e. snagged in agricultural use), this Grip Clip can be used to reduce the potential for lost clips and hitch pins. Inserting and removing the Grip Clip is simple and easy.

SPAENAUR No.	Wire Dia.	Recom- mended Shaft Sizes	Overall Length	Inside Dia. of Eye	PKG QTY.
090-024	.125"	3/8" - 5/8"	2"	7/16"	100
090-032	.125"	7/16" -3/4"	2-9/16"	-	100
090-033	.148"	5/8" - 1"	2-3/4"	-	100
090-G09-1W	.177"	7/8" - 1-1/4"	3-3/4"	15/16"	50