

Socket Head Shoulder Bolts

Vis à épaulement à tête creuse

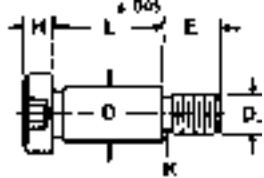


Inch

Pouce

B

NOTE:
Plain or knurled head furnished at our option as available.



“ALLOY” STEEL

Heat treated
Not Plated

Rockwell “C” hardness of 32-43 at the surface.

Threads:

Unified standard, Class 3A, UNC Series, to American National Standard, ANSI, B1.1.



18-8 STAINLESS STEEL

Threads:
Class 3A or 2A our option.

Head/Body & Socket Dimensions to ANSI/ASME B 18.3

“STRIPPER BOLTS”

Shoulder Dia.	Shoulder Length	U.N.C. Thread	SPAENAUR Nos.		Shoulder Dia.	Shoulder Length	U.N.C. Thread	SPAENAUR Nos.	
			STEEL	STAINLESS				STEEL	STAINLESS
1/4" 1/8" Key	1/4"	10-24	364-074	—	1/2" 1/4" Key	1/2"	3/8-16	364-021	364-826
	3/8"	10-24	364-022	364-A06-1P		5/8"	3/8-16	364-019	364-827
	1/2"	10-24	HX-289SB	364-A01-1K		3/4"	3/8-16	364-017	364-A12-1T
	5/8"	10-24	HX-312SB	364-802		1"	3/8-16	364-038	364-829
	3/4"	10-24	HX-330SB	364-A13-1K		1-1/4"	3/8-16	364-039	364-A11-1N
	1"	10-24	364-A02-1W	364-804		1-1/2"	3/8-16	364-020	364-831
	1-1/4"	10-24	364-014	364-805		1-3/4"	3/8-16	364-040	364-832
	1-1/2"	10-24	364-015	364-A15-1M		2"	3/8-16	364-016	364-833
	1-3/4"	10-24	364-086	—		2-1/4"	3/8-16	364-041	—
2"	10-24	364-084	—	2-1/2"	3/8-16	364-042	—		
2-1/2"	10-24	364-090	—	2-3/4"	3/8-16	364-043	—		
5/16" 5/32" Key	5/16"	1/4-20	364-093	—	3"	3/8-16	364-044	—	
	3/8"	1/4-20	364-023	364-807	3-1/4"	3/8-16	364-045	—	
	1/2"	1/4-20	HX-297SB	364-808	3-1/2"	3/8-16	364-046	—	
	5/8"	1/4-20	HX-331SB	364-809	4"	3/8-16	364-047	—	
	3/4"	1/4-20	HX-298SB	364-A14-1W	4-1/2"	3/8-16	364-048	—	
	7/8"	1/4-20	—	364-811	5"	3/8-16	364-049	—	
	1"	1/4-20	HX-286SB	364-A03-1M	5/8" 5/16" Key	3/4"	1/2-13	364-076	—
	1-1/4"	1/4-20	HX-332SB	364-A04-1X		1"	1/2-13	364-077	—
	1-1/2"	1/4-20	364-024	364-814		1-1/4"	1/2-13	364-050	—
1-3/4"	1/4-20	364-025	364-A05-1A	1-1/2"		1/2-13	364-051	—	
2"	1/4-20	364-026	364-816	1-3/4"		1/2-13	364-052	—	
3/8" 3/16" Key	1/4"	5/16-18	364-092	—		2"	1/2-13	364-053	—
	3/8"	5/16-18	364-018	364-817		2-1/4"	1/2-13	364-054	—
	1/2"	5/16-18	364-012	364-818		2-1/2"	1/2-13	364-055	—
	5/8"	5/16-18	HX-311SB	364-A10-1C		2-3/4"	1/2-13	364-056	—
	3/4"	5/16-18	HX-333SB	364-A07-1Y	3"	1/2-13	364-057	—	
	1"	5/16-18	HX-334SB	364-A08-1C	3-1/4"	1/2-13	364-058	—	
	1-1/4"	5/16-18	364-027	364-822	3-1/2"	1/2-13	364-059	—	
	1-1/2"	5/16-18	364-028	364-823	4"	1/2-13	364-060	—	
	1-3/4"	5/16-18	364-029	364-A09-1N	4-1/2"	1/2-13	364-061	—	
	2"	5/16-18	364-030	364-825	5"	1/2-13	364-062	—	
	2-1/4"	5/16-18	364-031	—	Continues on Next Page				
	2-1/2"	5/16-18	364-032	—	See B209 for larger shoulder diameters and technical information on Inch Hex Socket Shoulder Screws.				
	2-3/4"	5/16-18	364-033	—					
	3"	5/16-18	364-034	—					
	3-1/4"	5/16-18	364-035	—					
3-1/2"	5/16-18	364-036	—						
4"	5/16-18	364-037	—						

B208

© 2018 Spenaaur Inc. All rights reserved. Catalog may not be reproduced, in whole or in part, without the written permission of Spenaaur Inc. Subject to Catalog Terms and Conditions of Use available at Spenaaur.com and on page TC2 and TC3 at the back of this catalog.
© 2018 Spenaaur Inc. Tous droits réservés. Le catalogue ne peut être reproduit, en tout ou en partie, sans l'autorisation écrite de Spenaaur Inc. L'utilisation est soumise aux Conditions d'utilisation du Catalogue disponibles sur Spenaaur.com et à la page TC4 et TC5 à la fin de ce catalogue.

Contact Sales Desk For Package Quantities

CATALOG 14

SPAENAUR

Inch

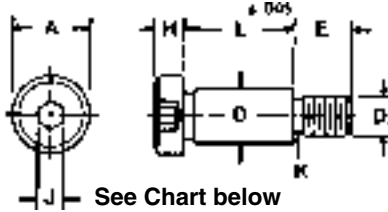
Pouce



Socket Head Shoulder Bolts

Vis à épaulement à tête creuse

NOTE:
Plain or knurled head furnished at our option as available.



See Chart below

"ALLOY" STEEL

Heat treated
Not Plated

Rockwell "C" hardness of 32-43 at the surface.

Threads:

Unified standard, Class 3A, UNC Series, to American National Standard, ASME B18.3.



18-8 STAINLESS STEEL

Threads:
Class 3A or 2A our option.

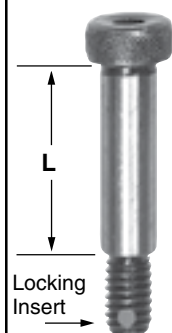
...Continued from previous page.

"STRIPPER BOLTS"

Shoulder Dia.	Shoulder Length	U.N.C. Thread	SPAENAUR Nos. STEEL	Shoulder Dia.	Shoulder Length	U.N.C. Thread	SPAENAUR Nos. STEEL
3/4" 3/8" Key	3/4"	5/8-11	364-079	Cont'd.... 3/4" 3/8" Key	4"	5/8-11	364-071
	1"	5/8-11	364-088		4-1/2"	5/8-11	364-072
	1-1/4"	5/8-11	364-080		5"	5/8-11	364-073
	1-1/2"	5/8-11	364-063	1" 1/2" Key	1-1/2"	3/4-10	364-082
	1-3/4"	5/8-11	364-064		2"	3/4-10	364-085
	2"	5/8-11	364-065		2-1/2"	3/4-10	364-075
	2-1/4"	5/8-11	364-066		3"	3/4-10	364-087
	2-1/2"	5/8-11	364-067		3-1/2"	3/4-10	364-083
2-3/4"	5/8-11	364-068	4"	3/4-10	364-078		
3"	5/8-11	364-069	1 1/4" 5/8" Key	2-1/4"	7/8-9	364-091	
3-1/2"	5/8-11	364-070		3"	7/8-9	364-081	

Hex Socket Shoulder Screw Technical Information

Nom. Size or Basic Shoulder Dia.	D Shoulder Diameter		A Head Diameter		H Head Height		D1 Nom. Thread Size or Basic Thread Dia.		Threads Per Inch	E Thread Length Basic	K Thread Neck Wdth. Max.	J Hexagon Socket Size Nom.		
	Max.	Min.	Max.	Min.	Max.	Min.								
1/4"	0.250	0.2480	0.2460	0.375	0.357	0.188	0.177	10	0.1900	24	0.375	0.062	1/8	0.125
5/16"	0.312	0.3105	0.3085	0.438	0.419	0.219	0.209	1/4	0.2500	20	0.438	0.075	5/32	0.156
3/8"	0.375	0.3730	0.3710	0.562	0.543	0.250	0.240	5/16	0.3125	18	0.500	0.083	3/16	0.188
1/2"	0.500	0.4980	0.4960	0.750	0.729	0.312	0.302	3/8	0.3750	16	0.625	0.093	1/4	0.250
5/8"	0.625	0.6230	0.6210	0.875	0.853	0.375	0.365	1/2	0.5000	13	0.750	0.115	5/16	0.312
3/4"	0.750	0.7480	0.7460	1.000	0.977	0.500	0.490	5/8	0.6250	11	0.875	0.136	3/8	0.375
1"	1.000	0.9980	0.9960	1.312	1.287	0.625	0.610	3/4	0.7500	10	1.000	0.150	1/2	0.500
1-1/4"	1.250	1.2480	1.2460	1.750	1.723	0.750	0.735	7/8	0.8750	9	1.125	0.222	5/8	0.625



PELLETIZED Hex Socket SHOULDER SCREWS (STRIPPER BOLTS)

Alloy Steel Heat Treated
Not Plated
with Type 6/6 Nylon Pellet



Locking Insert

Shoulder DIA.	1/4"	5/16"	3/8"	1/2"	
	U.N.C. Thread	10-24	1/4"-20	5/16"-18	3/8"-16
Shoulder Length	L	ORDER BY SPAENAUR NUMBER			
	3/8	359-200		359-207	
	1/2		359-204	359-208	
	5/8	359-201	359-205	359-209	359-211
	3/4	359-202	359-206	359-210	
1	359-203			359-212	

For Pellet Location and additional info. see page B204.

Contact Sales Desk For Package Quantities

Metric

Métrique



Hex Socket Shoulder Screws

Vis à épaulement à tête creuse hexagonale

ALLOY STEEL

Plain Finish

Heat treated

Metric SHOULDER SCREWS

Made to **ISO 7379**


Metric Regular (Coarse) Thread

Property Class **12.9**

Note: Plain or Knurled Head furnished at our option, as available.

(Shown in millimetres)

SHOULDER DIAMETER	SHOULDER LENGTH	Thread Length	SPAENAUR No.
*6 (3 mm Key) Thread M5 x .8 mm	10	9.5	365-001
	12		365-002
	16		365-003
	20		365-004
	25		365-005
	30		365-006
	40		365-007
	50		365-008
8 (4 mm Key) Thread M6 x 1.0 mm	12	11	365-009
	16		365-010
	20		365-011
	25		365-012
	30		365-013
	35		365-064
	40		365-014
	45		365-065
	50		365-015
	55		365-066
10 (5 mm Key) Thread M8 x 1.25 mm	16	13	365-017
	20		365-018
	25		365-019
	30		365-020
	40		365-021
	50		365-022
	60		365-P04-1C
	70		365-024
*12 (6 mm Key) Thread M10 x 1.5 mm	16	16	365-026
	20		365-027
	25		365-028
	30		365-029
	40		365-P02-1P
	50		365-P01-1A
	60		365-032
	70		365-033
	80		365-034
	90		365-035
100	365-036		

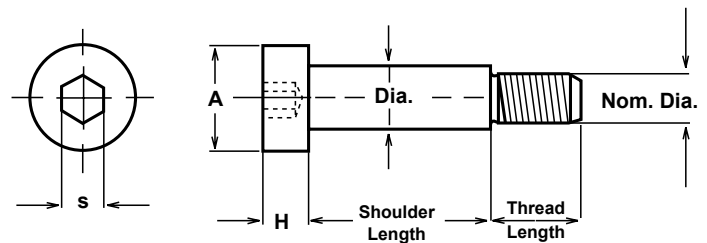


PKG QTY. 10
ALL SIZES EXCEPT 24 mm SHOULDER DIA. PKG QTY. 1

(Shown in millimetres)

SHOULDER DIAMETER	SHOULDER LENGTH	Thread Length	SPAENAUR No.
16 (8 mm Key) Thread M12 x 1.75 mm	30	18	365-037
	35		365-068
	40		365-038
	45		365-069
	50		365-039
	60		365-040
	70		365-041
	80		365-042
20 (10 mm Key) Thread M16 x 2.0 mm	90	22	365-043
	100		365-044
	120		365-045
	40		365-046
	50		365-047
	60		365-048
*24 (12 mm Key) Thread M20 x 2.5 mm	70	27	365-049
	80		365-050
	90		365-051
	100		365-052
	120		365-053
	50		365-070
60	365-071		
70	365-P03-1Y		
80	365-073		
90	365-074		
100	365-075		
120	365-076		

See Tools Section P for Inch and Metric Hex Keys, Bits and Drivers



*Not to ISO 7379 specifications.

NOMINAL SHOULDER DIA.			*6	8	10	*12	13	16	20	*24
		Max.	mm	5.990	7.987	9.987	11.984	12.984	15.984	19.980
	Min.	mm	5.960	7.951	9.951	11.941	12.941	15.941	19.928	23.928
HEAD	A	mm	10	13	16	18	18	24	30	36
	H	mm	4.5	5.5	7	8	9	10	14	16
NOMINAL THREAD DIA.		mm	M5	M6	M8	M10	M10	M12	M16	M20
PITCH		mm	.8	1	1.25	1.5	1.5	1.75	2	2.5
THREAD LENGTH		mm	9.5	11	13	16	16.40	18	22	27
S (Hex Key Size)		mm	3	4	5	6	6	8	10	12

Screws and more Metric Hex Socket Shoulder Screws Property Class 8.8; see B214 - B218.

B