

# Hex Socket Set Screws

Vis de pression à tête creuse hexagonale



Inch

Pouce

## ALLOY STEEL

Heat Treated

Not Plated



CUP POINT  
UNC & UNF



ASME B18.3

Threads Class 3A, UNC & UNF as shown, in accordance with ANSI B18.3-1986

DIA.	0	1	2	3	4	5	6	6	8	8
THD.	80 UNF	72 UNF	56 UNC	48 UNC	40 UNC	40 UNC	32 UNC	40 UNF	32 UNC	36 UNF
LGTH.	ORDER BY SPAENAUR NUMBERS LISTED BELOW									
1/16	SS-129	SS-134	SS-139							
3/32	SS-130	SS-135	SS-140	SS-144						
1/8	SS-131	SS-136	SS-141	SS-145	SS-28	SS-151	478-E06-1K	478-022	SS-38	SS-170
5/32	SS-263	SS-264	478-E08-1M	SS-266						
3/16	SS-132	SS-137	SS-142	SS-146	SS-29	SS-152	SS-34	478-038	SS-39	SS-171
1/4	SS-133	478-E04-1N	SS-143	SS-147	SS-30	SS-153	SS-35		SS-40	SS-124
5/16					SS-31	SS-154	SS-36		SS-41	SS-172
3/8					SS-32	SS-155	SS-37		SS-42	SS-125
7/16					SS-148	SS-156	SS-160		SS-165	
1/2					SS-149	SS-157	SS-84		SS-85	SS-173
5/8					SS-150	SS-158	SS-161		SS-166	
3/4					478-008	SS-159	SS-162		SS-167	
7/8							SS-163		SS-168	
1					478-009	478-021	SS-164		SS-169	
1-3/4							478-025			

PKG QTY. 50

DIA.	10	10	12	12	1/4"	1/4"	5/16"	5/16"	3/8"	3/8"	7/16"	7/16"
THD.	24 UNC	32 UNF	24 UNC	28 UNF	20 UNC	28 UNF	18 UNC	24 UNF	16 UNC	24 UNF	14 UNC	20 UNF
LGTH.	ORDER BY SPAENAUR NUMBERS LISTED BELOW											
3/16	SS-43	SS-47			SS-188	SS-117						
1/4	SS-44	SS-48		478-039	SS-50	SS-116	SS-87	SS-208	SS-214	SS-223		
5/16	SS-45	SS-49	478-020		SS-189	SS-197	SS-53	SS-209	SS-215	SS-224		
3/8	SS-46	SS-181			SS-51	SS-198	SS-54	SS-100	SS-56	SS-225	SS-232	478-035
7/16	SS-174	SS-182			SS-190	SS-82	SS-203	SS-210	SS-216	SS-226	SS-233	
1/2	SS-175	SS-183			SS-52	SS-118	SS-55	SS-211	478-E10-1M	SS-227	SS-234	
5/8	SS-176	SS-184			SS-191	SS-199	SS-115	SS-212	SS-217	SS-228	SS-235	
3/4	SS-177	SS-185			SS-121	SS-200	SS-107	SS-122	SS-128	SS-123	SS-113	
7/8	SS-178	2005			SS-192		SS-204		SS-218		SS-236	
1	SS-179	478-E01-1P			SS-86	SS-201	SS-88	SS-126	SS-89	SS-229	SS-109	
1-1/4	SS-180	SS-187			SS-193	SS-202	SS-205		SS-219	SS-230	SS-110	
1-1/2					SS-194		SS-206		SS-90	SS-231	SS-111	
1-3/4					SS-195		SS-207		SS-220		SS-237	
2					SS-196		478-004		SS-221	478-158	SS-238	
2-1/2									SS-222	478-011	SS-239	478-024

continued on next page...

Contact Sales Desk For Package Quantities

SPAENAUR CATALOG 14

Inch

Pouce



Hex Socket Set Screws / Assortment

Vis de pression à tête creuse hexagonale

**ALLOY  
STEEL**

Heat Treated  
Not Plated



**CUP POINT  
UNC & UNF**

ASME B18.3

Threads Class 3A, UNC & UNF as shown, in accordance with ANSI B18.3-1986

...Continued from previous page.

DIA.	1/2"	1/2"	5/8"	5/8"	3/4"	3/4"	7/8"	1"	1-1/2"
THD.	13 UNC	20 UNF	11 UNC	18 UNF	10 UNC	16 UNF	9 UNC	8 UNC	6 UNC
LGTH.	ORDER BY SPAENAUR NUMBERS LISTED BELOW								
3/8	478-036								
7/16	SS-240								
1/2	SS-58	478-001	SS-244						
5/8	SS-59	478-002	SS-60	478-003	SS-253				
3/4	478-E05-1T		478-E03-1C		SS-254	478-007			
7/8	SS-241		SS-246		SS-255				
1	SS-92	SS-275	SS-95		SS-256	478-013	478-010		
1-1/4	SS-120		SS-247		SS-257				
1-1/2	SS-93		SS-248		SS-258				478-016
1-3/4	SS-242	478-015	SS-249		SS-259			478-005	
2	SS-94		SS-250		SS-260			SS-274	
2-1/2	SS-243		SS-251		478-E07-1W				
3			SS-252		SS-262	478-028			
3-1/2			478-034						

Contact Sales Desk For Package Quantities  
For Brass and Nylon Tip Hex Socket Set Screws See page B240 & B241

ASSORTMENT **B-583**

CUP POINT

**Hex Socket  
Set Screws**

21 SIZES - 940 PIECES



Name	Spaenaur No.	Thread Size	Screw Length	Qty.	Page
Hex Socket Set Screw	SS-34	#6-32	3/16"	100	B234
	SS-35		1/4"	60	
	SS-40	#8-32	3/8"	75	
	SS-42		3/16"	100	
	SS-43	#10-24	5/16"	50	
	SS-45		1/4"	40	
	SS-48	#10-32	3/8"	35	
	SS-50		1/4"-20	30	
	SS-51	5/16"-18	3/8"	25	
	SS-53		1/2"	B235	
	SS-54	3/8"-16	1/2"		
	SS-56				
478-E10-1M	1/2"-13				
SS-58					
Name	Spaenaur No.	Key Size	Qty.	Page	
Hex Key	SS-62K	1/16"	6	P7	
	SS-63K	5/64"			
	SS-64K	3/32"			
	SS-65K	1/8"	4	P7	
	SS-66K	5/32"			
	SS-67K	3/16"			
SS-68K	1/4"	3			

Regular Size welded Steel Drawer has hinged lid and is finished in grey enamel. Will fit into the Slide Racks, shown on page A2.

Shipping Weight: **2.95 kg (7 lbs.)**

# Hex Socket Set Screws

Vis de pression à tête creuse hexagonale



Inch

Pouce

# ALLOY STEEL



**KNURLED POINT  
UNC & UNF**

ASME B18.3

**Heat Treated  
Not Plated**

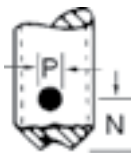
Threads Class 3A, UNC & UNF as shown, in accordance with ASME B1.1

**B**

DIA.	4	6	8	10	10	1/4"	1/4"	5/16"	5/16"	3/8"	7/16"	1/2"	1/2"
THD.	40 UNC	32 UNC	32 UNC	24 UNC	32 UNF	20 UNC	28 UNF	18 UNC	24 UNF	16 UNC	20 UNF	13 UNC	20 UNF
LGTH.	ORDER BY SPAENAUR NUMBERS LISTED BELOW												
1/8	478-042	478-045											
3/16			478-049		478-E02-1Y								
1/4	478-043	478-046	478-050	478-052		478-030	478-029						
3/8	478-044	478-047	478-051	478-053	478-056	478-058	478-063	478-066		478-070	478-072		
7/16									478-033				
1/2		478-048		478-054	478-057	478-059	478-064	478-067		478-071			
5/8						478-060	478-065	478-068					
3/4					478-032	478-061		478-069				478-037	
1			478-026							478-040			
1-1/2										478-041			
1-3/4													478-019

Contact Sales Desk For Package Quantities

**Hex Socket Set Screw  
Pelletized  
Insert  
Size and  
Location.**



Cup Point shown

Thread Size	6-32 6-40	8-32 8-36	10-24 10-32	1/4-20 1/4-28	5/16-18 5/16-24	3/8-16 3/8-24	7/16-14 7/16-20	1/2-13 1/2-20	9/16	5/8	3/4
Pellet Dia. (P)	5/64"	3/32"	3/32"	7/64"	1/8"	9/64"	5/32"	5/32"	5/32"	3/16"	3/16"
Pellet Location (N) ±1/2 Pitch	1/8"	9/64"	5/32"	3/16"	7/32"	1/4"	17/64"	9/32"	9/32"	11/32"	3/8"

Cup/Oval/Flat

Also stocked — **CONE POINT ASME B18.3**



478-018 4-40 UNC x 3/16" **PKG QTY. 50**  
 478-023 4-48 UNF x 1/4" **PKG QTY. 100**  
 478-017 6-32 UNC x 1/2" **PKG QTY. 50**  
 478-012 1/4"-28 UNF x 3/8" **PKG QTY. 50**

478-006 5/16"-18 UNC x 3/8" **PKG QTY. 25**  
 SS-112 5/16"-18 UNC x 1/2" **PKG QTY. 25**  
 478-027 1/2"-13 UNC x 1/2" **PKG QTY. 25**  
 478-160 1/4"-20 UNC x 3/4" **PKG QTY. 25**  
 478-159 1/4"-20 UNC x 1/2" **PKG QTY. 100**



ASME B18.3

**OV  
AL  
POINT**

**478-014**

4-40 UNC x 3/8"  
**PKG QTY. 50**

**PLASTIKIT**  
«PLASTIKIT» **804-085**

CUP POINT

# HEX SOCKET SET SCREWS

**ALLOY STEEL - NOT PLATED  
20 Sizes, 155 Pieces**

Put up in a clear, durable plastic container with hinged lid.  
Size: 1" x 2-3/4" x 4-1/2"



**For the complete assortment contents turn to A56**

Inch

Pouce



Hex Socket Set Screws

Vis de pression à tête creuse hexagonale

**STEEL**

Not Plated



**CUP POINT**

ASME B18.3

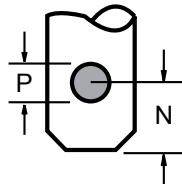
Threads Class 2A or  
3A (our option),  
UNC & UNF as shown

with  
*PELLETIZED*  
**NYLON  
LOCKING  
INSERT**



The Pellet Material is:  
**TYPE 6/6 NYLON**

- unaffected by commercial solvents, alcohols, gasoline, oil, or water. It retains its high strength and low absorption at **-57°C (-70°F)**; withstands continuous heat up to **121°C (250°F)**; is an ideal pressure seat.



See page B236 for general data and specific info. re:

(N) Pellet Location:  
Tolerance:  $\pm 1/2$  of Thread Pitch

ORDER BY SPAENAUR NUMBERS LISTED BELOW

DIA.	4	5	6	8	10	10	1/4"	1/4"	5/16"	5/16"
THD.	40 UNC	40 UNC	32 UNC	32 UNC	24 UNC	32 UNF	20 UNC	28 UNF	18 UNC	24 UNF
3/16	476-001	476-056	476-005	476-011						
1/4	476-002	476-057	476-006	476-012	476-017	476-022	476-026	476-033		
5/16					476-018				476-038	
3/8	476-003		476-007	476-013	476-019	476-023	476-027	476-034	476-039	476-042
1/2	476-004	476-058	476-008	476-014	476-020	476-024	476-028	476-035	476-040	476-043
3/4			476-009		476-059	476-025	476-029	476-036	476-041	
7/8			476-010							
1				476-015			476-030	476-037		
1-1/4							476-031			
1-1/2							476-032			
DIA.	3/8"	3/8"	7/16"	1/2"	1/2"	5/8"	5/8"	3/4"		
THD.	16 UNC	24 UNF	20 UNF	13 UNC	20 UNF	11 UNC	18 UNF	10 UNC		
3/8	476-044	476-047								
1/2	476-045	476-048	476-060	476-051	476-054		476-067			
5/8	476-061	476-049			476-064					
3/4	476-046	476-050		476-052						
1				476-053	476-055			476-065		
1-1/2				476-062		476-063				

Contact Sales Desk For Package Quantities

CATALOG 14 SPAENAUR

# Hex Socket Set Screws

Vis de pression à tête creuse hexagonale



Inch

Pouce

B

<h1>18-8 STAINLESS STEEL</h1>		<b>Head/Body &amp; Socket Dimensions to ANSI/ASME B18.3</b>								
		<p><b>CUP POINT UNC &amp; UNF</b></p>								
Threads Class 3A or 2A (at our option), UNC & UNF as shown, in accordance with ANSI B1.1.										
DIA.	0	1	2	3	4	6	6	8	10	10
THD.	80 UNF	72 UNF	56 UNC	56 UNF	40 UNC	32 UNC	40 UNF	32 UNC	24 UNC	32 UNF
LGTH.	<b>ORDER BY SPAENAUR NUMBERS LISTED BELOW</b>									
1/8	SS-2005	SS-2007	479-D31-1X		479-D14-1K	SS-2022	479-D09-1C			479-D18-1A
3/16	SS-2006	SS-2008	479-D03-2W		SS-2014	479-D07-1P		479-D19-1P	479-D16-1M	SS-2032
1/4	479-034		SS-2011	479-022	SS-2015	SS-2001	479-D24-1N	SS-2023	◆SS-2028	479-D33-1P
5/16						SS-2002				479-D32-1A
3/8					479-D17-1X	SS-2020		SS-2024	479-D13-1T	479-001
1/2					479-D02-1K	SS-2021		479-D36-1N	■SS-2030	SS-2035
5/8									479-D15-1W	479-040
3/4					479-013	479-D05-1X		479-D35-1C		SS-2036
1										479-D12-1N
<b>PKG QTY. 50</b>										

◆ 479-035 Flat Point ■ 479-036 Flat Point

DIA.	1/4"	1/4"	5/16"	5/16"	3/8"	3/8"	1/2"	5/8"	3/4"
THD.	20 UNC	28 UNF	18 UNC	24 UNF	16 UNC	24 UNF	13 UNC	11 UNC	10 UNC
LGTH.	<b>ORDER BY SPAENAUR NUMBERS LISTED BELOW</b>								
3/16	479-D10-1Y								
1/4	479-D34-1Y	SS-2042	SS-2045						
5/16	SS-2012	SS-2043	479-D25-1T						
3/8	479-D29-1X	SS-2044	479-D21-1P	SS-2050	479-D30-1M		479-D04-1M		
7/16				479-021					
1/2	479-D01-2T	479-026	*479-D08-1Y		SS-2052	479-019	SS-2056		
5/8	479-D06-1A						479-009	479-D11-1C	
3/4	SS-2041	479-010	▲SS-2049		479-D22-1Y		SS-2057	SS-2059	
7/8		479-011							
1	479-004				SS-2054	479-D27-1W	SS-2058	479-012	SS-2060
1-1/4			479-D28-1M	479-038	479-D26-1K	479-031			
1-1/2	479-D20-1A								
1-3/4					479-025				
<b>PKG QTY. 50</b>							<b>PKG QTY. 25</b>		

\*479-027 Cone Point ▲479-033 "Half-dog Point"

**Also Stocked in 316 Stainless Steel**

- 479-016**  
10-32 x 3/8"
- SS-2004**  
1/4"-20 x 1/4"
- SS-2061**  
1/4"-20 x 5/16"
- 479-015**  
1/4"-20 x 3/8"
- 479-037**  
5/16"-18 x 3/8"
- 479-D23-1C**  
5/16"-18 x 5/8"
- 479-014**  
3/8"-16 x 1/2"
- 479-018**  
1/2"-13 x 3/4"
- PKG QTY. 50**
- 479-029**  
7/8"-9 x 2"
- PKG QTY. 5**



Page **A56**

**ASSORTMENT 805-517**

Cup Point  
**Hex Socket Set Screws**  
18-8 Stainless Steel

**940 Pieces, 21 Sizes**

Furnished in a grey enamelled REGULAR SIZE steel drawer will fit slide racks shown on page A2.  
Shipping Weight: **2.94 kg** (6-1/2 lbs.)



CATALOG 14

SPAENAUR

Inch

Pouce



**Hex Socket Set Screws**

Vis de pression à tête creuse hexagonale

**BRASS Hex Socket Set Screws**  
(Not Plated) **CUP POINT**

Head/Body & Socket Dimensions to ANSI/ASME B18.3  
Threads Class 3A or 2A (at our option), UNC in accordance with ANSI B1.1.



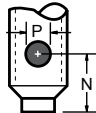
DIA.	6	8	10	1/4"	5/16"	3/8"	1/2"
THD.	32 UNC	32 UNC	24 UNC	20 UNC	18 UNC	16 UNC	13 UNC
LGTH.	<b>ORDER BY SPAENAUR NUMBERS LISTED BELOW</b>						
1/4	<b>480-001</b>	<b>480-007</b>	<b>480-002</b>	<b>480-012</b>			
5/16				<b>480-003</b>	<b>480-004</b>		
3/8						<b>480-005</b>	
1/2			<b>480-013</b>	<b>480-A01-1T</b>	<b>480-008</b>	<b>480-006</b>	<b>480-009</b>
3/4						<b>480-A02-1K</b>	
1				<b>480-011</b>			

Contact Sales Desk For Package Quantities

**Hex Socket Set Screws**

Alloy Steel - Not Plated

Hardness - Rc-28-34



**BRASS TIP**

Class 3A Thread Fit



and **NYLON LOCKING PELLETIZED INSERT**

SPAENAUR No.	Thread Size x Length	P	N	PKG QTY.	SPAENAUR No.	Thread Size x Length	P	N	PKG QTY.
<b>488-100</b>	10-32 UNF x 1/4"	3/32"	3/16"	50	<b>488-107</b>	5/16"-18 UNC x 1/4"	1/8"	19/64"	25
<b>488-101</b>	10-32 UNF x 3/8"	3/32"	3/16"	50	<b>488-108</b>	5/16"-18 UNC x 5/16"	1/8"	19/64"	25
<b>488-102</b>	10-32 UNF x 1/2"	3/32"	3/16"	50	<b>488-109</b>	5/16"-18 UNC x 3/8"	1/8"	19/64"	25
<b>488-103</b>	1/4"-20 UNC x 1/4"	7/64"	1/4"	50	<b>488-110</b>	5/16"-18 UNC x 1/2"	1/8"	19/64"	25
<b>488-104</b>	1/4"-20 UNC x 5/16"	7/64"	1/4"	50	<b>488-111</b>	3/8"-16 UNC x 3/8"	9/64"	5/16"	25
<b>488-105</b>	1/4"-20 UNC x 3/8"	7/64"	1/4"	50	<b>488-112</b>	3/8"-16 UNC x 1/2"	9/64"	5/16"	25
<b>488-106</b>	1/4"-20 UNC x 1/2"	7/64"	1/4"	50	<b>488-113</b>	3/8"-16 UNC x 3/4"	9/64"	5/16"	25
					<b>488-114</b>	3/8"-16 UNC x 1"	9/64"	5/16"	25

See Tools Section P for Inch and Metric Hex Keys, Bits and Drivers

**NEW**

**Vibra-TITE**

Threadlocker prevents threaded fasteners from coming loose due to shock and vibration.

See Page B4

CATALOG 14

SPAENAUR

**Hex Socket Set Screws**

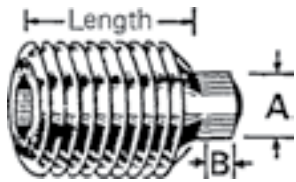
Vis de pression à tête creuse hexagonale



Inch

Pouce

**B**



**BRASS TIP - BOUT DE LAITON**

**SET SCREW - Alloy Steel**

ASME B18.3, Not Plated, RC 28-34 Hardness

**BRASS TIP - Half Hard Brass**

Class 3A Thread Fit UNC & UNF as shown.

More BRASS TIPS on page B239.

DIA.	2	4	6	8	10	10	1/4"	1/4"	5/16"
THD.	56 UNC	40 UNC	32 UNC	32 UNC	24 UNC	32 UNF	20 UNC	28 UNF	18 UNC
A	1/32"	1/16"	1/16"	3/32"	3/32"	3/32"	1/8"	1/8"	3/16"
B	1/32"	1/32"	1/32"	3/64"	3/64"	3/64"	1/16"	1/16"	3/32"

Lgth.	ORDER BY SPAENAUR NUMBERS LISTED BELOW								
1/8"	488-001	488-004	488-009	488-015					
3/16"	488-002	488-005	488-010	488-016	488-022	488-029	488-036	488-044	
1/4"	488-003	488-006	488-011	488-017	488-023	488-030	488-037	488-045	488-052
5/16"		488-007	488-012	488-018	488-024	488-031	488-038	488-046	488-053
3/8"		488-008	488-013	488-019	488-025	488-032	488-039	488-047	488-054
1/2"			488-014	488-020	488-026	488-033	488-040	488-048	488-055
5/8"				488-021	488-027	488-034	488-041	488-049	488-056
3/4"					488-028	488-035	488-042	488-050	488-057
1"							488-043	488-051	488-058
	PKG QTY. 50								PKG QTY. 25

DIA.	5/16"	3/8"	3/8"	1/2"	1/2"	5/8"	3/4"
THD.	24 UNF	16 UNC	24 UNF	13 UNC	20 UNF	11 UNC	10 UNC
A	3/16"	3/16"	3/16"	1/4"	1/4"	5/16"	1/2"
B	3/32"	3/32"	3/32"	1/8"	1/8"	3/32"	1/8"
Lgth.	ORDER BY SPAENAUR NUMBERS LISTED BELOW						
1/4"	488-059	488-066	488-073				
5/16"	488-060	488-067	488-074				
3/8"	488-061	488-068	488-075	488-080	488-085		
1/2"	488-062	488-069	488-076	488-081	488-086	488-090	
5/8"	488-063	488-070	488-077	488-082	488-087		
3/4"	488-064	488-071	488-078	488-083	488-088	488-091	488-093
1"	488-065	488-072	488-079	488-084	488-089		
1-1/4"						488-092	488-094
1-1/2"							488-095
2"							488-096
	PKG QTY. 25			PKG QTY. 10			

For Hex & Specialty Key Sets see Page P2-12



**B240**

© 2018 Spaenaur Inc. All rights reserved. Catalog may not be reproduced, in whole or in part, without the written permission of Spaenaur Inc. Subject to Catalog Terms and Conditions of Use available at Spaenaur.com and on page TC2 and TC3 at the back of this catalog.  
 © 2018 Spaenaur Inc. Tous droits réservés. Le catalogue ne peut être reproduit, en tout ou en partie, sans l'autorisation écrite de Spaenaur Inc. L'utilisation est soumise aux Conditions d'utilisation du Catalogue disponibles sur Spaenaur.com et à la page TC4 et TC5 à la fin de ce catalogue.

See page B239 for Nylon Locking Pellet Insert

SPAENAUR CATALOG 14

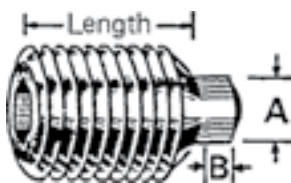
Inch

Pouce



Hex Socket Set Screws

Vis de pression à tête creuse hexagonale



**NYLON TIP - BOUT DE NYLON**

**SET SCREW - Alloy Steel**

ASME B18.3, Not Plated, RC 28-34 Hardness

**NYLON TIP**

Class 3A Thread Fit UNC & UNF as shown.

<b>DIA.</b>	<b>2</b>	<b>4</b>	<b>6</b>	<b>8</b>	<b>10</b>	<b>10</b>	<b>1/4"</b>	<b>1/4"</b>	<b>5/16"</b>
<b>THD.</b>	<b>56 UNC</b>	<b>40 UNC</b>	<b>32 UNC</b>	<b>32 UNC</b>	<b>24 UNC</b>	<b>32 UNF</b>	<b>20 UNC</b>	<b>28 UNF</b>	<b>18 UNC</b>
<b>A</b>	1/32"	1/16"	1/16"	3/32"	3/32"	3/32"	1/8"	1/8"	3/16"
<b>B</b>	1/32"	1/32"	1/32"	3/64"	3/64"	3/64"	1/16"	1/16"	3/32"

<b>Lgth.</b>	<b>ORDER BY SPAENAUR NUMBERS LISTED BELOW</b>								
1/8"	<b>488-200</b>	<b>488-203</b>	<b>488-208</b>	<b>488-214</b>					
3/16"	<b>488-201</b>	<b>488-204</b>	<b>488-209</b>	<b>488-215</b>	<b>488-221</b>	<b>488-228</b>	<b>488-235</b>	<b>488-243</b>	
1/4"	<b>488-202</b>	<b>488-205</b>	<b>488-210</b>	<b>488-216</b>	<b>488-222</b>	<b>488-229</b>	<b>488-236</b>	<b>488-244</b>	<b>488-251</b>
5/16"		<b>488-206</b>	<b>488-211</b>	<b>488-217</b>	<b>488-223</b>	<b>488-230</b>	<b>488-237</b>	<b>488-245</b>	<b>488-252</b>
3/8"		<b>488-207</b>	<b>488-212</b>	<b>488-218</b>	<b>488-224</b>	<b>488-231</b>	<b>488-238</b>	<b>488-246</b>	<b>488-253</b>
1/2"			<b>488-213</b>	<b>488-219</b>	<b>488-225</b>	<b>488-232</b>	<b>488-239</b>	<b>488-247</b>	<b>488-254</b>
5/8"				<b>488-220</b>	<b>488-226</b>	<b>488-233</b>	<b>488-240</b>	<b>488-248</b>	<b>488-255</b>
3/4"					<b>488-227</b>	<b>488-234</b>	<b>488-241</b>	<b>488-249</b>	<b>488-256</b>
1"							<b>488-242</b>	<b>488-250</b>	<b>488-257</b>
1-1/2"									<b>488-289</b>
	<b>PKG QTY. 50</b>								<b>PKG QTY. 25</b>

<b>DIA.</b>	<b>5/16"</b>	<b>3/8"</b>	<b>3/8"</b>	<b>1/2"</b>	<b>1/2"</b>
<b>THD.</b>	<b>24 UNF</b>	<b>16 UNC</b>	<b>24 UNF</b>	<b>13 UNC</b>	<b>20 UNF</b>
<b>A</b>	3/16"	3/16"	3/16"	1/4"	1/4"
<b>B</b>	3/32"	3/32"	3/32"	1/8"	1/8"
<b>Lgth.</b>	<b>ORDER BY SPAENAUR NUMBERS LISTED BELOW</b>				
1/4"	<b>488-258</b>	<b>488-265</b>	<b>488-272</b>		
5/16"	<b>488-259</b>	<b>488-266</b>	<b>488-273</b>		
3/8"	<b>488-260</b>	<b>488-267</b>	<b>488-274</b>	<b>488-279</b>	<b>488-284</b>
1/2"	<b>488-261</b>	<b>488-268</b>	<b>488-275</b>	<b>488-280</b>	<b>488-285</b>
5/8"	<b>488-262</b>	<b>488-269</b>	<b>488-276</b>	<b>488-281</b>	<b>488-286</b>
3/4"	<b>488-263</b>	<b>488-270</b>	<b>488-277</b>	<b>488-282</b>	<b>488-287</b>
1"	<b>488-264</b>	<b>488-271</b>	<b>488-278</b>	<b>488-283</b>	<b>488-288</b>
	<b>PKG QTY. 25</b>			<b>PKG QTY. 10</b>	

Need Hex Keys? See Pages P2-12



# Hex Socket Set Screws

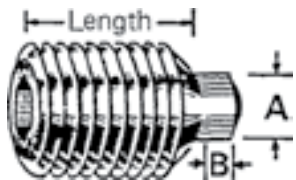
Vis de pression à tête creuse hexagonale



Inch

Pouce

B



## NYLON TIP - BOUT DE NYLON SET SCREW - 303 STAINLESS STEEL NYLON TIP

Class 2A or 3A Thread Fit - our option.

Also available on request -  
STAINLESS STEEL SET SCREWS with BRASS TIPS.

DIA.	2	4	6	8	10	10	1/4"	1/4"	5/16"
THD.	56 UNC	40 UNC	32 UNC	32 UNC	24 UNC	32 UNF	20 UNC	28 UNF	18 UNC
A	1/32"	1/16"	1/16"	3/32"	3/32"	3/32"	1/8"	1/8"	3/16"
B	1/32"	1/32"	1/32"	3/64"	3/64"	3/64"	1/16"	1/16"	3/32"
Lgth.	ORDER BY SPAENAUR NUMBERS LISTED BELOW								
1/8"			488-852						
3/16"	488-805								
1/4"	488-806	488-807	488-809	488-812	488-816	488-851	488-848	*488-850	488-829
5/16"		488-808				488-801	488-821	488-825	488-830
3/8"							488-853 (Brass Tip)		
3/8"		488-803	488-810	488-813	488-817	488-802	488-849		
1/2"			488-811	488-814	488-804	488-819	488-822	488-826	488-831
5/8"				488-815					
3/4"					488-818	488-820	488-823	488-827	
1"							488-824	488-828	488-832
PKG QTY. 50								PKG QTY. 25	

■ 488-847 with Brass Tip ▲ also with pelletized nylon locking insert

Table continues below

DIA.	5/16"	3/8"	3/8"	1/2"	1/2"
THD.	24 UNF	16 UNC	24 UNF	13 UNC	20 UNF
A	3/16"	3/16"	3/16"	1/4"	1/4"
B	3/32"	3/32"	3/32"	1/8"	1/8"
Lgth.	ORDER BY SPAENAUR NUMBERS LISTED BELOW				
1/4"	488-833	488-836	488-840		
3/8"		488-837		488-843	488-845
1/2"	488-834	488-838	488-841	488-844	488-846
3/4"		488-839	488-842		
1"	488-835			488-800	
PKG QTY. 25			PKG QTY. 10		

For Hex & Specialty Key Sets see Page P2-12



SPAENAUR CATALOG 14

Inch

Pouce



Hex Socket Set Screws

Vis de pression à tête creuse hexagonale

**ALLOY STEEL**

Heat-Treated

Not Plated


Inch Sizes

**HEX SOCKET SET SCREWS**

UNC & UNF

ASME B18.3

with "Half-Dog" Point



Thread — Class 3A Fit.

**B**

DIA.	4	6	8	10	10	1/4"	1/4"	5/16"
THD.	40 UNC	32 UNC	32 UNC	24 UNC	32 UNF	20 UNC	28 UNF	18 UNC
KEY	.050"	1/16"	5/64"	3/32"	3/32"	1/8"	1/8"	5/32"
OVERALL LENGTH	<b>ORDER BY SPAENAUR NUMBERS LISTED BELOW</b>							
3/16"			478-105	478-111	478-117			
1/4"	478-100	478-102	478-106	478-112	478-118	478-122	478-129	478-132
5/16"	478-101	478-103	478-107	478-E09-1X	478-119	478-123	478-130	478-133
3/8"		478-104	478-108	478-114	478-120	478-124	478-131	478-134
1/2"			478-109	478-115	478-121	478-125		478-135
5/8"			478-110	478-116		478-126		478-136
3/4"						478-127		478-137
1"						478-128		478-138

Continues below

DIA.	5/16"	3/8"	3/8"	1/2"	1/2"
THD.	24 UNF	16 UNC	24 UNF	13 UNC	20 UNF
KEY	5/32"	3/16"	3/16"	1/4"	1/4"
OVERALL LENGTH	<b>ORDER BY SPAENAUR NUMBERS</b>				
5/16"	478-139				
3/8"	478-140	478-142	478-148		
1/2"	478-141	478-143	478-149	478-150	478-155
5/8"		478-144		478-151	
3/4"		478-145		478-152	
1"	478-156	478-146		478-153	
1-1/4"		478-147		478-154	
1-3/4"		478-157			

Contact Sales Desk  
For Package Quantities

**ASSORTMENT 805-488**

ALLOY STEEL - NOT PLATED  
**HEX SOCKET SET SCREWS**

INCH SIZES  
**24 SIZES - 500 PIECES**

"Half-Dog" Point



Put up in a REGULAR SIZE grey  
enamelled STEEL drawer, which fits  
slide racks shown on page A2.

Shipping Weight **2.49 kg** (5.5 lbs.)



**For the complete assortment contents turn to A56**

For Inch Hex Keys See Section 'P'

Square Head Set Screws / Assortment

Vis de serrage à six pans creux / Assortiment



Inch  
Pouce

SQUARE HEAD SET SCREWS

STEEL CASE HARDENED - Not Plated

CUP POINT / UNC



ASME B18.6.2

UNC

UNIFIED STANDARD  
THREAD - CLASS 2A FIT

B

DIA.	1/4"	5/16"	3/8"	7/16"	1/2"	5/8"	3/4"	7/8"	1"
THD.	20 UNC	18 UNC	16 UNC	14 UNC	13 UNC	11 UNC	10 UNC	9 UNC	8 UNC
LENGTH	ORDER BY SPAENAUR NUMBERS LISTED BELOW								
3/8	SS-1								
1/2	SS-2	SS-7	SS-12						
5/8	486-040								
3/4	SS-3	SS-8	SS-13	SS-18	SS-23				
1	SS-4	SS-9	SS-14	SS-19	SS-24				
1-1/4	SS-5	SS-10	SS-15	SS-20	SS-25				
1-1/2	SS-6	SS-11	SS-16	SS-21	SS-26				
1-3/4					SS-96				
2	SS-127		SS-17	SS-22	SS-27	SS-270	486-030		
2-1/2	486-041				SS-268	SS-273	486-047		
3	486-033	486-042	486-036		SS-97	486-028	486-031		
3-1/2						486-029	486-045		
4				486-037	SS-269		486-044		486-046
4-1/2						486-034	486-052		
5							486-035	486-027	
6					486-038	486-043	486-032		486-048
7							486-039		

Contact Sales Desk For Package Quantities

Head & Body Dimensions to ASME B18.6.2

18-8 Stainless Steel

486-802	5/16"-18 UNC x 1"	PKG QTY. 50
486-801	5/16"-18 UNC x 1-1/2"	PKG QTY. 50
486-803	3/8"-16 UNC x 2"	PKG QTY. 25
486-800	5/8"-11 UNC x 3"	PKG QTY. 10

ASSORTMENT  
ASSORTIMENT B-582

SQUARE HEAD  
SET SCREWS

CUP POINT / UNC

STEEL - Case Hardened - Not Plated

18 Varieties - 491 pieces.

Furnished in Regular Size Steel  
drawer which will fit into Slide  
Racks shown on page A2.

Shipping Weight:  
7.37 kg (16-1/4 lbs.)



Thread Size	Spaenaur No.	Screw Length	Qty.
1/4"-20	SS-2	1/2"	75
	SS-3	3/4"	50
	SS-4	1"	35
	SS-6	1-1/2"	20
5/16"-18	SS-7	1/2"	45
	SS-8	3/4"	30
	SS-9	1"	25
3/8"-16	SS-11	1-1/2"	20
	SS-12	1/2"	30
	SS-13	3/4"	25
	SS-14	1"	30
7/16"-14	SS-16	1-1/2"	20
	SS-18	3/4"	25
	SS-19	1"	20
1/2"-13	SS-21	1-1/2"	10
	SS-23	3/4"	25
	SS-24	1"	15
	SS-27	2"	6

CATALOG 14

SPAENAUR

Inch

Pouce



Slotted Set Screws

Vis de pression à tête fendue

# NYLON

(Natural Colour)

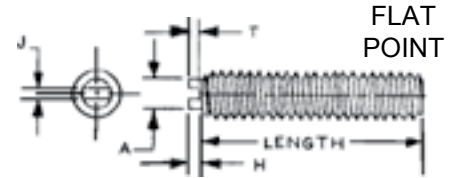
Type 6/6  
UL94V2

## Moulded NYLON Components

They're TOUGH, resist corrosion, dampen vibration



Thread Size	Dimensions in Inches			
	A	H	J	T
2	.055	.035	.018	.020
4	.075	.045	.020	.025
6	.100	.055	.025	.030
8	.120	.055	.028	.035
10	.150	.060	.035	.050
1/4"	.175	.080	.040	.060



### NYLON SLOTTED SET SCREWS

### GOOD ELECTRICAL INSULATORS

PKG QTY. 100

SPAENAUR No.	Thread	Length
477-001	2-56	3/32"
477-002	2-56	1/8"
477-003	2-56	5/32"
477-004	2-56	3/16"
477-005	2-56	1/4"
477-006	2-56	9/32"
477-007	2-56	5/16"
477-008	2-56	3/8"
477-009	2-56	7/16"
477-010	2-56	1/2"
477-011	4-40	1/8"
477-012	4-40	5/32"
477-013	4-40	3/16"
477-014	4-40	1/4"
477-015	4-40	9/32"
477-016	4-40	5/16"
477-017	4-40	3/8"
477-018	4-40	7/16"
477-019	4-40	1/2"
477-020	6-32	3/32"

SPAENAUR No.	Thread	Length
477-021	6-32	1/8"
477-022	6-32	3/16"
477-023	6-32	1/4"
477-024	6-32	5/16"
477-025	6-32	3/8"
477-026	6-32	7/16"
477-027	6-32	1/2"
477-028	8-32	1/8"
477-029	8-32	3/16"
477-030	8-32	1/4"
477-031	8-32	5/16"
477-032	8-32	3/8"
477-033	8-32	7/16"
477-034	8-32	1/2"
477-035	8-32	5/8"
477-036	8-32	3/4"
477-037	10-24	1/8"
477-038	10-24	3/16"
477-039	10-24	1/4"
477-040	10-24	5/16"

SPAENAUR No.	Thread	Length
477-041	10-24	3/8"
477-042	10-24	1/2"
477-043	10-24	5/8"
477-044	10-24	3/4"
477-045	10-32	1/8"
477-046	10-32	3/16"
477-047	10-32	1/4"
477-048	10-32	5/16"
477-049	10-32	3/8"
477-050	10-32	1/2"
477-051	10-32	5/8"
477-052	10-32	3/4"
477-053	1/4-20	1/4"
477-054	1/4-20	5/16"
477-055	1/4-20	3/8"
477-056	1/4-20	1/2"
477-057	1/4-20	5/8"
477-058	1/4-20	3/4"
477-059	1/4-20	7/8"
477-060	1/4-20	1"

### HEADLESS SLOTTED SET SCREWS



### CARBON STEEL

CASE HARDENED - Not Plated

ASME B18.6.2

UNC & UNF THREAD - CLASS 2A FIT

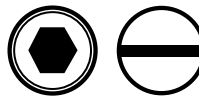
	DIA.	4	6	8	10	10	1/4"	5/16"	PKG QTY.
	THD.	40 UNC	32 UNC	32 UNC	24 UNC	32 UNF	20 UNC	24 UNF	
	LENGTH	ORDER BY SPAENAUR NUMBERS LISTED BELOW							
<b>CUP POINT</b> 	1/8"		SS-70						50
	3/16"		SS-71	SS-74	SS-83	SS-78			50
	1/4"		SS-72	SS-75		SS-79	SS-108		50
	5/16"			SS-76					50
	3/8"	SS-271		SS-114					50
	1/2"		470-001	SS-77					50
5/8"			SS-267					50	
<b>CONE POINT</b> 	3/16"				SS-102				50
	5/16"			SS-99					50
	3/8"						725		50
	1/2"					SS-272			50
5/8"						1073	790	50	
7/8"						1074		50	
<b>FLAT POINT</b> 	5/8"				1179				50
	7/8"				SS-80				50
<b>OVAL POINT</b> 	5/16"								50
									470-003 50
									470-004 (Zinc Plated)

CATALOG 14

SPAENAUR

Hex / Slotted Set Screws

Vis à tête hexagonale / fendue



Inch

Pouce

**NYLON HEX SOCKET SET SCREWS**  
Moulded NYLON Components

**NYLON**  
(Natural Colour)

**Inch Sizes**

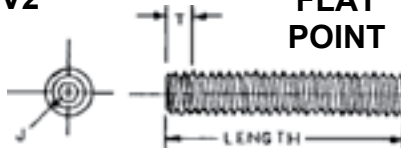


Type 6/6  
UL 94V2

FLAT POINT

Tough, Corrosion/Vibration Resistant

Dielectric Strength: 600 V/mil 10<sup>14</sup> OHM-CM



Thread Size	J	T
4	.050"	.070"
6	.062"	.080"
8	.078"	.090"
10	.094"	.100"
1/4"	.125"	.125"
5/16"	.156"	.156"
3/8"	.188"	.188"
1/2"	.250"	.250"
5/8"	.312"	.312"

SPAENAUR No.	Thread Size x Lgth.	PKG QTY.
477-200	4-40 x 1/8"	100
477-201	4-40 x 9/64"	100
477-202	4-40 x 5/32"	100
477-203	4-40 x 3/16"	100
477-204	4-40 x 1/4"	100
477-205	4-40 x 9/32"	100
477-206	4-40 x 5/16"	100
477-207	4-40 x 3/8"	100
477-208	4-40 x 7/16"	100
477-209	4-40 x 1/2"	100
477-210	6-32 x 3/32"	100
477-211	6-32 x 1/8"	100
477-212	6-32 x 3/16"	100
477-213	6-32 x 1/4"	100
477-214	6-32 x 5/16"	100
477-215	6-32 x 3/8"	100
477-216	6-32 x 7/16"	100
477-217	6-32 x 1/2"	100
477-218	8-32 x 3/16"	100
477-219	8-32 x 1/4"	100
477-220	8-32 x 5/16"	100
477-221	8-32 x 3/8"	100


SPAENAUR No.	Thread Size x Lgth.	PKG QTY.
477-222	8-32 x 7/16"	100
477-223	8-32 x 1/2"	100
477-224	8-32 x 5/8"	100
477-225	8-32 x 3/4"	100
477-226	10-24 x 1/8"	100
477-227	10-24 x 3/16"	100
477-228	10-24 x 1/4"	100
477-229	10-24 x 5/16"	100
477-230	10-24 x 3/8"	100
477-231	10-24 x 1/2"	100
477-232	10-24 x 5/8"	100
477-233	10-24 x 3/4"	100
477-234	10-32 x 1/8"	100
477-235	10-32 x 3/16"	100
477-236	10-32 x 1/4"	100
477-237	10-32 x 5/16"	100
477-238	10-32 x 3/8"	100
477-239	10-32 x 1/2"	100
477-240	10-32 x 5/8"	100
477-241	10-32 x 3/4"	100
477-242	1/4-20 x 1/4"	100

SPAENAUR No.	Thread Size x Lgth.	PKG QTY.
477-243	1/4-20 x 5/16"	100
477-244	1/4-20 x 3/8"	100
477-245	1/4-20 x 1/2"	100
477-246	1/4-20 x 5/8"	100
477-247	1/4-20 x 3/4"	100
477-248	1/4-20 x 7/8"	100
477-249	1/4-20 x 1"	100
477-250	5/16-18 x 1/2"	100
477-251	5/16-18 x 3/4"	100
477-252	5/16-18 x 1"	100
477-253	3/8-16 x 1/2"	100
477-254	3/8-16 x 3/4"	100
477-255	3/8-16 x 1"	100
477-256	1/2-13 x 1/2"	50
477-258	1/2-13 x 1"	50
477-259	1/2-13 x 1-1/4"	50
477-260	5/8-11 x 1/2"	25
477-261	5/8-11 x 3/4"	25
477-262	5/8-11 x 1"	25
477-263	5/8-11 x 1-1/2"	25

**SLOTTED NYLON GRUB SCREWS**

**NYLON**

Type 6/6 UL 94V2  
(NATURAL COLOUR)



FLAT POINT



NOMINAL SCREW SIZE	T	A	J
6-32	.030"	.080"	.025"
8-32	.035"	.100"	.028"
10-32	.050"	.130"	.035"
1/4"-20	.060"	.160"	.040"

SPAENAUR No.	Thread Size x Length	SPAENAUR No.	Thread Size x Length	SPAENAUR No.	Thread Size x Length
477-100	6-32 x 1/8"	477-113	8-32 x 5/8"	477-126	10-32 x 5/16"
477-101	6-32 x 3/16"	477-114	8-32 x 3/4"	477-127	10-32 x 3/8"
477-102	6-32 x 1/4"	477-115	10-24 x 1/8"	477-128	10-32 x 1/2"
477-103	6-32 x 5/16"	477-116	10-24 x 3/16"	477-129	10-32 x 5/8"
477-104	6-32 x 3/8"	477-117	10-24 x 1/4"	477-130	10-32 x 3/4"
477-105	6-32 x 7/16"	477-118	10-24 x 5/16"	477-131	1/4-20 x 1/4"
477-106	6-32 x 1/2"	477-119	10-24 x 3/8"	477-132	1/4-20 x 5/16"
477-107	8-32 x 3/16"	477-120	10-24 x 1/2"	477-133	1/4-20 x 3/8"
477-108	8-32 x 1/4"	477-121	10-24 x 5/8"	477-134	1/4-20 x 1/2"
477-109	8-32 x 5/16"	477-122	10-24 x 3/4"	477-135	1/4-20 x 5/8"
477-110	8-32 x 3/8"	477-123	10-32 x 1/8"	477-136	1/4-20 x 3/4"
477-111	8-32 x 7/16"	477-124	10-32 x 3/16"	477-137	1/4-20 x 7/8"
477-112	8-32 x 1/2"	477-125	10-32 x 1/4"	477-138	1/4-20 x 1"

PKG QTY. 100

Metric

Métrique



Slotted Set Screws

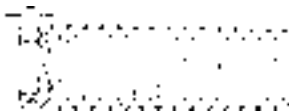
Vis de pression à tête fendue

**METRIC**  
**SLOTTED**  
**GRUB SCREWS**



**NYLON**

**UL 94V2**  
(Natural Colour)



FLAT  
POINT



THREAD SIZE	A	J	T
M4 x 0.7	2.0	.64	.76
M5 x 0.8	3.3	.89	1.3
M6 x 1.0	4.1	1.0	1.5
M8 x 1.25	5.2	1.6	2.4
M10 x 1.5	6.6	2.3	2.8

Regular (COARSE) Metric Thread

Dimensions in Millimetres

SPAENAUR No.	Thread Dia. x Pitch x Lgth.	SPAENAUR No.	Thread Dia. x Pitch x Lgth.
477-150	M4 x .7 x 6 mm	477-166	M6 x 1.00 x 8 mm
477-151	M4 x .7 x 8 mm	477-167	M6 x 1.00 x 10 mm
477-152	M4 x .7 x 10 mm	477-168	M6 x 1.00 x 12 mm
477-153	M4 x .7 x 12 mm	477-169	M6 x 1.00 x 16 mm
477-154	M4 x .7 x 16 mm	477-170	M6 x 1.00 x 20 mm
477-155	M4 x .7 x 20 mm	477-171	M6 x 1.00 x 25 mm
477-156	M4 x .7 x 25 mm	477-172	M6 x 1.00 x 30 mm
477-157	M5 x .8 x 6 mm	477-173	M6 x 1.00 x 35 mm
477-158	M5 x .8 x 8 mm	477-174	M6 x 1.00 x 45 mm
477-159	M5 x .8 x 10 mm	477-175	M8 x 1.25 x 10 mm
477-160	M5 x .8 x 12 mm	477-176	M8 x 1.25 x 16 mm
477-161	M5 x .8 x 16 mm	477-177	M8 x 1.25 x 20 mm
477-162	M5 x .8 x 20 mm	477-178	M8 x 1.25 x 25 mm
477-163	M5 x .8 x 25 mm	477-179	M8 x 1.25 x 30 mm
477-164	M5 x .8 x 30 mm	477-180	M8 x 1.25 x 50 mm
477-165	M5 x .8 x 40 mm	477-181	M10 x 1.50 x 16 mm
		477-182	M10 x 1.50 x 20 mm
		477-183	M10 x 1.50 x 25 mm
<b>PKG QTY. 100</b>			

Consider the advantages of moulded **NYLON** Fasteners

**NYLON Fasteners - from SPAENAUR (See page B24)**

~ ISO 7434

Metric

**SLOTTED HEAD**  
**SET SCREW**



with  
**CONE POINT**

Material: **14H STEEL, Plain Finish**

SPAENAUR No.	Regular (COARSE) Metric Thread Dia. x Pitch x Length	PKG QTY.
481-495	M2 x 0.4 x 3 mm	100
481-496	M2 x 0.4 x 4 mm	100
481-496ZP <small>Zinc Plated</small>	M2 x 0.4 x 4 mm	100
481-472	M5 x 0.8 x 10 mm	50
481-474	M6 x 1.0 x 10 mm	50
481-475	M8 x 1.25 x 30 mm	50

Metric

**SLOTTED HEAD**  
**SET SCREW**



with  
**FLAT POINT**

~ISO 4766

Material: **A2 STAINLESS STEEL**

SPAENAUR No.	Regular (COARSE) Metric Thread Dia. x Pitch x Length	PKG QTY.
477-801	M3 x 0.5 x 6 mm	50
477-800	M4 x 0.7 x 5 mm	50

**The following pages, B248 - B253, show many more Metric Set Screws.**

# Hex Socket Set Screws

Vis de pression à tête creuse hexagonale

Metric

Métrique



Heat-Treated Alloy

Not Plated

## 45H STEEL



### METRIC

**DIN 916**

This Standard has been replaced. Please see Catalog Page R21 for more information.

### CUP POINT

METRIC "REGULAR" (COARSE) THREAD



B

DIAMETER in mm	M1.4	M2	M2.5	M3	M4	M5	M6	M8	M10	M12	
PITCH in mm	0.30	0.40	0.45	0.50	0.70	0.80	1.00	1.25	1.50	1.75	
KEY SIZE in mm	0.71	0.89	1.3	1.5	2	2.5	3	4	5	6	
LENGTH in mm	ORDER BY SPAENAUR NUMBERS LISTED BELOW										
3	481-002	481-006		481-011						*481-900 with pelletized Nylon Insert	
4		481-C01-1W		481-012	481-019						
5	481-004	481-008	481-126	481-013	481-020	481-028					
6		481-009	481-497	481-014	481-C06-1X	481-029	481-038				
8		481-010		481-015	481-022	481-030	481-039	481-048			
10				481-016	481-023	481-031	481-040	481-049	481-056		
12				481-017	481-024	481-032	481-041	481-050	481-128	481-C09-1Y	
15					481-025						
16				481-123	481-026	481-034	481-043	481-052	*481-081	481-062	
18					481-431	481-436					
20				481-132	481-027	481-035	481-044	481-442	481-058	481-127	
25				481-430	481-432	481-036	481-045	481-053	481-446	481-063	
30					481-433	481-037	481-440	481-443	481-059	481-129	
35					481-434	481-437	481-046	481-054	481-082	481-064	
40					481-435	481-438	481-441	481-444	481-447	481-450	
45						481-439	481-047	481-445	481-060	481-451	
50						481-085	481-488	481-055	481-448	481-065	
60							481-802	481-084	481-449	481-066	
70									481-494	481-484	
80									481-483	481-452	
100										481-089	
	PKG QTY. 100					PKG QTY. 50			PKG QTY. 25		

DIAMETER in mm	M14	M16	M20	M24
PITCH in mm	2.00	2.00	2.50	3.00
KEY SIZE in mm	6	8	10	12
LENGTH in mm	Order by SPAENAUR No's. below			
16	481-453	481-067		
20	481-133	481-083	481-072	
25	481-455	481-068	481-464	481-077
30	481-456	481-459	481-073	481-468
35		481-069	481-465	481-078
40	481-134	481-470	481-074	
45		481-070	481-466	
50	481-458	481-460	481-075	481-079
55		481-071		
60		481-135	481-076	481-080
70		481-462	481-485	481-489
80		481-463	481-486	481-490
100		481-422	481-487	481-491
	PKG QTY. 25	PKG QTY. 10		

* <b>DIN 916</b> Hex Socket Set Screws PLATED		
Yellow Zinc	Dia. x Length	PKG QTY.
481-013YZ	M3 x 5 mm	100
481-022YZ	M4 x 8 mm	100
481-441YZ	M6 x 40 mm	50
Zinc Plated	Dia. x Length	PKG QTY.
481-012ZP	M3 x 4 mm	100
481-014ZP	M3 x 6 mm	100
481-039ZP	M6 x 8 mm	50
481-043ZP	M6 x 16 mm	50
481-048ZP	M8 x 8 mm	50
481-056ZP	M10 x 10 mm	25
481-451ZP	M12 x 45 mm	25
481-065ZP	M12 x 50 mm	25

\* This Standard has been replaced. Please see Catalog Page R21 for more information.

B248

Metric

Métrique



Hex Socket Set Screws

Vis de pression à tête creuse hexagonale

		<b>CUP POINT</b>								<b>A2 STAINLESS STEEL</b>		<b>ISO 4029</b>
										<b>METRIC "REGULAR" (COARSE) THREAD</b>		~ ISO 4029
<b>DIAMETER</b> in mm	<b>M2</b>	<b>M2.5</b>	<b>M3</b>	<b>M4</b>	<b>M5</b>	<b>M6</b>	<b>M8</b>	<b>M10</b>	<b>M12</b>	<b>M16</b>		
<b>PITCH</b> in mm	0.40	0.45	0.50	0.70	0.80	1.00	1.25	1.50	1.75	2.00		
<b>KEY SIZE</b> in mm	0.89	1.3	1.5	2	2.5	3	4	5	6	8		
<b>LENGTH</b> in mm	<b>ORDER BY SPAENAUR NUMBERS LISTED BELOW</b>											
3			482-058									
4			482-059	482-066								
5		482-W07-1X	482-060	482-067	482-W03-1T							
6	482-036		482-061	482-004	482-071	482-076						
8			482-062	482-005	482-010	482-016	482-054					
10			482-063	482-006	482-W05-1W	482-017	482-055	482-086				
12			482-064	482-007	482-012	482-018	482-022	482-087	482-096			
16			482-003	482-008	482-013	482-W04-1K	482-023	482-W06-1M	482-W02-1N			
20			482-065	482-068	482-014	482-020	482-024	482-089	482-098	482-105		
25				482-069	482-072	482-021	482-025	482-090	482-099	482-106		
30				482-042	482-073	482-077	482-026	482-091	482-100	482-107		
35					482-074	482-078	482-082	482-092	482-101	482-108		
40					482-W01-1C	482-079	482-083	482-093	482-102	482-109		
45						482-080	482-084	482-094	482-103	482-110		
50						482-081	482-085	482-095	482-104	482-111		
	<b>PKG QTY. 50</b>						<b>PKG QTY. 25</b>			<b>PKG QTY. 10</b>		

**ASSORTMENT 805-468** **DIN 916** ~ ISO 4029 **DIN 911**

**METRIC Hex Socket Set Screws**  
Regular Coarse Thread *CUP POINT*



**304 STAINLESS STEEL**  
**24 Sizes - 410 Pieces**

REGULAR SIZE welded steel drawer with hinged lid and scooped bins, finished in grey enamel. Fits the Slide Racks shown on page A2  
Shipping Weight: **2.49 kg** (5.5 lbs.)

**ASSORTMENT 805-405** **DIN 916** ~ ISO 4029

**METRIC Hex Socket Set Screws**  
*Metric* Coarse Thread *CUP POINT*



**ALLOY STEEL - Not Plated**

**Total Contents - 464 Pieces - 27 Sizes**

REGULAR SIZE welded steel drawer with hinged lid and scooped bins, finished in grey enamel. Fits the Slide Racks shown on page A2.  
Shipping Weight: **3.06 kg** (6-3/4 lbs.)



**For the complete assortment contents turn to A57**

**PLASTIKIT 804-086**  
«PLASTIKIT»

**METRIC Hex Socket Set Screws with Keys**  
**20 Sizes - 155 Pieces**

**DIN 916**

**45H STEEL Not Plated**

Size: 1" x 2-3/4" x 4-1/2"  
Clear durable, plastic container



**For the complete assortment contents turn to A58**



# Hex Socket Set Screws

## Vis de pression à tête creuse hexagonale



Metric

Métrique

**DIN 914**

This Standard has been replaced. Please see Catalog Page R21 for more information.



**CONE POINT**

**45H STEEL**

Heat-Treated Alloy  
Not Plated

**METRIC "REGULAR" (COARSE) THREAD**

DIAMETER in mm	M2	M3	M4	M5	M6	M8	M10	M12	M14
PITCH in mm	0.40	0.50	0.70	0.80	1.00	1.25	1.50	1.75	2.00
KEY SIZE in mm	0.89	1.5	2	2.5	3	4	5	6	6
LENGTH in mm	ORDER BY SPAENAUR NUMBERS LISTED BELOW								
3		481-241							
4		481-242	481-C10-1P						
5	481-101	481-103	481-C12-1C	481-256					
6		481-243	481-124	481-C13-1N	481-264				
8	481-102	481-244	481-249	481-257	481-112	481-273			
10		481-104	481-250	481-258	481-130	481-115	481-C08-1P		
12		481-245	481-107	481-110	481-265	481-274	481-282	481-294	
15									
16		481-105	481-251	481-259	481-266	481-116	481-125	481-119	481-307
18								481-295	
20		481-246	481-108	481-260	481-267	481-131	481-283	481-296	481-308
22			481-252						
25		481-247	481-253	481-111	481-268	481-275	481-284	481-297	481-309
30			481-254	481-261	481-114	481-276	481-285	481-298	481-310
35			481-482	481-262	481-269	481-117	481-286	481-299	481-311
40			481-255	481-263	481-270	481-277	481-287	481-300	481-312
45					481-271	481-278	481-288	481-301	
50					481-272	481-279	481-289	481-302	481-313
55							481-290	481-303	
60						481-280	481-291	481-304	481-314
70							481-292	481-305	481-315
80							481-293	481-306	
	PKG QTY. 100			PKG QTY. 50			PKG QTY. 25		

Table continues below

\* This Standard has been replaced. Please see Catalog Page R21 for more information.

DIAMETER in mm	M16	M20	M24
PITCH in mm	2.00	2.50	3.00
KEY SIZE in mm	8	10	12
LENGTH in mm	Order by SPAENAUR No's. below.		
16	481-120		
20	481-316	481-121	
25	481-317	481-327	481-122
30	481-318	481-328	481-479
35	481-319	481-329	
40	481-320	481-330	
45	481-321	481-331	
50	481-322	481-332	
55	481-323		
60	481-324	481-333	
70	481-325	481-334	
80	481-326	481-335	481-481
	PKG QTY. 10		

* DIN 914 45H STEEL - Set Screws - Plated					
Yellow Zinc	Dia. x Length	PKG QTY.	Zinc Plated	Dia. x Length	PKG QTY.
481-249YZ	M4 x 8 mm	100	481-107ZP	M4 x 12 mm	100

* DIN 914 A2 STAINLESS STEEL					
DIAMETER in mm	M4	M5	M6	M8	M12
PITCH in mm	0.70	0.80	1.00	1.25	1.75
KEY SIZE in mm	2	2.5	3	4	6
LENGTH in mm	SPAENAUR NUMBERS LISTED BELOW				
6	482-031	482-028			
8	482-032	482-037	482-043	482-056	
10	482-033	482-038	482-044	482-057	
12	482-034	482-039	482-045	482-049	482-029
14			482-030		
16	482-035	482-040	482-046	482-050	
20		482-041	482-047	482-051	
25			482-048	482-052	
30				482-053	
	PKG QTY. 50				PKG QTY. 25

**B250**

Metric

Métrique



Hex Socket Set Screws

Vis de pression à tête creuse hexagonale

<b>FLAT POINT</b>			<b>45H STEEL</b>				Heat-Treated Alloy		<b>DIN 913</b>		
			<b>METRIC "REGULAR" (COARSE) THREAD</b>				Not Plated		This Standard has been replaced. Please see Catalog Page R21 for more information.		
<b>DIAM in mm</b>	<b>M2</b>	<b>M3</b>	<b>M4</b>	<b>M5</b>	<b>M6</b>	<b>M8</b>	<b>M10</b>	<b>M12</b>	<b>M14</b>	<b>M16</b>	
<b>PITCH in mm</b>	0.40	0.50	0.70	0.80	1.00	1.25	1.50	1.75	2.00	2.00	
<b>KEY SIZE in mm</b>	1.5	1.5	2	2.5	3	4	5	6	6	8	
<b>LENGTH in mm</b>	<b>ORDER BY SPAENAUR NUMBERS LISTED BELOW.</b>										
3	482-001	481-336			Zinc Plated			Yellow Zinc Plated			
4		481-337	481-345			481-349ZP M4 x 10 mm			481-C07-1A M3 x 3 mm		
5		481-338	481-346	481-357			481-394YZ M10 x 16 mm				
6		481-338	481-347	481-358	481-368						
8		481-339	481-348	481-C11-1Y	481-369	481-380					
10		481-340	481-349	481-360	481-370	481-381	481-392				
12		481-341	481-350	481-361	481-371	481-382	481-393	481-405			
16		481-342	481-351	481-362	481-372	481-383	481-394	481-406			
20		481-343	481-352	481-363	481-C03-1K	481-384	481-395	481-407			
25		481-344	481-353	481-364	481-374	481-385	481-396	481-408			
30			481-354	481-365	481-375	481-386	481-397	481-409	481-492	481-418	
35			481-355	481-366	481-376	481-387	481-398	481-410			
40			481-356	481-367	481-377	481-388	481-399	481-412			
45					481-378	481-389	481-400	481-413			
50					481-379	481-390	481-401	481-414	481-493	481-419	
60		A2 Stainless Steel				481-391	481-402	481-415			
70		482-112 M8 x 30 mm					481-403	481-416			
80							481-404	481-417			
	PKG QTY. 100			PKG QTY. 50			PKG QTY. 25			PKG QTY. 10	

B

<b>Hex Socket Set Screws</b>		<b>Alloy Steel</b>		<b>Not Plated</b>				
Hardness of Socket Set Screws - Rc-28-34								
<b>BRASS AND NYLON TIPPED</b>								
<b>METRIC "REGULAR" (COARSE) THREAD</b>								
<b>Thread Dia.</b>	<b>M4</b>		<b>M6</b>		<b>M8</b>		<b>M10</b>	
<b>Tip Material</b>	<b>BRASS</b>	<b>NYLON</b>	<b>BRASS</b>	<b>NYLON</b>	<b>BRASS</b>	<b>NYLON</b>	<b>BRASS</b>	<b>NYLON</b>
<b>Length in mm</b>	<b>ORDER BY SPAENAUR NUMBERS LISTED BELOW.</b>							
4 mm	488-400	488-416						
6 mm	488-401	488-417	488-404	488-420				
8 mm	488-402	488-418	488-405	488-421	488-408	488-424		
10 mm	488-403	488-419	488-406	488-422	488-409	488-425	488-412	488-428
12 mm			488-407	488-423	488-410	488-426	488-413	488-429
16 mm					488-411	488-427	488-414	488-430
25 mm							488-415	488-431
	PKG QTY. 50				PKG QTY. 25			

<p><b>SPAENAUR No.</b> <b>482-114</b> M5 x 0.80 x 6 mm</p>	<p style="text-align: center;"><b>Metric Hex Socket Set Screw</b> Regular Coarse Thread</p> <p style="text-align: center;"></p> <p style="text-align: center;">A2 Stainless Steel (Non-Passivated) with NYLON TIP</p>	<p><b>PKG QTY.</b> <b>50</b></p>
--	---	--------------------------------------

CATALOG 14

SPAENAUR

Hex Socket Set Screws

Vis de pression à tête creuse hexagonale




Metric

Métrique

Heat-Treated Not Plated

ALLOY STEEL



DIN 915

HEX SOCKET SET SCREWS with DOG POINT

Metric Sizes

ISO Standard Threads

Metric "Regular" (Coarse) Thread

Metric Grade 45H

This Standard has been replaced. Please see Catalog Page R21 for more information.

B

DIAMETER in mm	M3	M4	M5	M6	M8	M10	M12	M16	M20	M24
PITCH in mm	0.50	0.70	0.80	1.00	1.25	1.50	1.75	2.00	2.50	3.00
KEY SIZE in mm	1.5	2	2.5	3	4	5	6	8	10	12
LENGTH in mm	ORDER BY SPAENAUR NUMBERS LISTED BELOW									
4	481-136	481-184								
5	481-137	481-142								
6	481-138	481-143	481-148	481-154						
8	481-139	481-144	481-149	481-155	481-161					
10	481-140	481-145	481-150	481-156	481-162	481-168				
12	481-141	481-146	481-151	481-157	481-163	481-169	481-174			
16	481-181	481-147	481-152	481-158	481-164	481-170	481-175	481-179		
20	481-182	481-185	481-153	481-159	481-165	481-205	481-176	481-220	481-229	
25	481-183	481-186	481-190	481-160	481-166	481-171	481-177	481-180	481-230	481-240
30		481-187	481-191	481-195	▲481-167	481-206	481-178	481-221	481-231	481-476
35		481-188	481-192	481-196	481-200	481-172	481-213	481-222		
40		481-189	481-193	481-C02-1T	481-201	481-207	481-214	481-223	481-233	481-477
45				481-198	481-202	481-208	481-215	481-224	481-234	
50				481-199	481-203	481-173	481-216	481-225	481-235	481-478
60					481-204	481-209	481-217	481-226	481-236	
70						481-210	481-218	481-227	481-237	
80						481-211	481-219	481-228	481-238	
100						481-212	481-454	481-498	481-239	
	PKG QTY. 100				PKG QTY. 50				PKG QTY. 10	
▲481-800 A2 Stainless Steel										

ASSORTMENT 805-490 DIN 915

METRIC "REGULAR" (COARSE) THREAD HEX SOCKET SET SCREWS

Grade 45H ALLOY STEEL Not Plated  
24 Sizes - 500 Pieces

With DOG POINT



REGULAR SIZE grey enamelled STEEL. Drawer has "Scooped" bins. Drawer fits Slide Racks shown on page A2

Shipping weight: 2.49 kg (5.5 lbs.)



For the complete assortment contents turn to A58

Metric  
Métrique



Square Head Set Screws  
Vis de pression à tête carrée

**STEEL**

Not Plated

**METRIC**



**SQUARE HEAD  
SET SCREWS**

*with Short Dog Point*

Property Class **8.8**

**DIN 479**

Regular (COARSE) Metric Thread

DIAMETER in mm	M6	M8	M10	M12	M16	M20	M24
PITCH in mm	1.00	1.25	1.50	1.75	2.00	2.50	3.00
LENGTH in mm	<b>ORDER BY SPAENAUR NUMBERS LISTED BELOW</b>						
	10	487-009					
12	487-010						
16	487-B01-1C	487-020	487-051				
20	487-012	487-021	487-032	487-060			
25	487-013	487-022	487-033	487-041			
30	487-014	487-023	487-034	487-061			
35		487-024	487-035	487-042			
40	487-016	487-025	487-036	487-062	487-046	487-077	
40			481-480				
45	487-093	487-026	487-056	487-043	487-068		
50	487-017	487-027	487-037	487-063	487-047	487-078	487-086
60	487-018	487-029	487-038	487-044	487-048	487-080	
70		487-053	487-039	487-045	487-071	487-B03-1T	487-088
80		487-030	487-058	487-064	487-072	487-082	487-089
90		487-054	487-040	487-065	487-073	487-B02-1N	
100		487-031	487-059	487-066	487-074	487-084	487-091
120				487-067	487-076	487-085	
140							487-092
	PKG QTY. 100	PKG QTY. 50		PKG QTY. 25		PKG QTY. 10	

**ASSORTMENT 805-495**

**DIN 479**

**METRIC "REGULAR" (COARSE) THREAD  
SQUARE HEAD SET SCREWS**

STEEL Property Class 8.8  
Not Plated

**24 Sizes - 500 Pieces**

With DOG SHORT POINT



REGULAR SIZE grey enamelled STEEL. Drawer has "Scooped" bins. Drawer fits Slide Racks shown on page A2  
Shipping weight: **5.60 kg** (12.25 lbs.)



**For the complete assortment contents turn to A58**

CATALOG 14  
SPAENAUR

Square Head Tool Post Screws

Vis à tête carrée d'outil



Inch

Pouce

Heat-treated Alloy

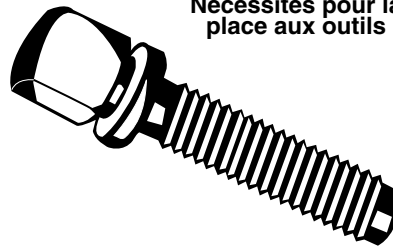
**STEEL**

NOT PLATED

Half-dog Point

Polished Square Head

Tool Room Necessities  
Nécessités pour la  
place aux outils



**TOOL POST  
SCREWS**

B

Diameter and Thread	Length under Collar	SPAENAUR No.	PKG QTY.	Diameter and Thread	Length under Collar	SPAENAUR No.	PKG QTY.
<b>1/4"</b> (.250) <b>20 UNC</b>	3/4"	<b>486-200</b>	5	<b>9/16"</b> (.5625) <b>12 UNC</b>	1-1/2"	<b>486-232</b>	5
	1"	<b>486-201</b>	5		2-1/2"	<b>486-234</b>	5
	1-1/4"	<b>486-202</b>	5		3"	<b>486-235</b>	5
	1-1/2"	<b>486-203</b>	5		<b>5/8"</b> (.625) <b>11 UNC</b>	1-1/2"	<b>486-236</b>
<b>5/16"</b> (.3125) <b>18 UNC</b>	3/4"	<b>486-204</b>	5	1-3/4"		<b>486-237</b>	5
	1"	<b>486-205</b>	5	2"		<b>486-238</b>	5
	1-1/4"	<b>486-206</b>	5	2-1/4"		<b>486-239</b>	5
	1-1/2"	<b>486-207</b>	5	2-1/2"		<b>486-240</b>	5
	1-3/4"	<b>486-208</b>	5	2-3/4"		<b>486-241</b>	5
<b>3/8"</b> (.375) <b>16 UNC</b>	2"	<b>486-209</b>	5	3"	<b>486-242</b>	5	
	3/4"	<b>486-210</b>	5	3-1/2"	<b>486-244</b>	5	
	1"	<b>486-211</b>	5	4"	<b>486-245</b>	5	
	1-1/4"	<b>486-212</b>	5	<b>3/4"</b> (.750) <b>10 UNC</b>	1-1/2"	<b>486-246</b>	5
	1-1/2"	<b>486-213</b>	5		1-3/4"	<b>486-247</b>	5
	1-3/4"	<b>486-214</b>	5		2"	<b>486-248</b>	5
	2"	<b>486-215</b>	5		2-1/4"	<b>486-249</b>	5
2-1/4"	<b>486-216</b>	5	2-1/2"		<b>486-250</b>	5	
2-1/2"	<b>486-217</b>	5	2-3/4"		<b>486-251</b>	5	
<b>7/16"</b> (.4375) <b>14 UNC</b>	1"	<b>486-218</b>	5		3"	<b>486-252</b>	5
	1-1/4"	<b>486-219</b>	5	3-1/4"	<b>486-253</b>	5	
	1-1/2"	<b>486-220</b>	5	3-1/2"	<b>486-254</b>	5	
	1-3/4"	<b>486-221</b>	5	4"	<b>486-255</b>	5	
	2"	<b>486-222</b>	5	<p>See also...</p> <p><b>Inch Square Head Set Screws, Cup Point, UNC - see page B244.</b></p> <p><b>12 Point, "Countr-Bor" Screws, with Shoulder, UNC - see page B210.</b></p>			
<b>1/2"</b> (.500) <b>13 UNC</b>	1"	<b>486-223</b>	5				
	1-1/4"	<b>486-224</b>	5				
	1-1/2"	<b>486-225</b>	5				
	1-3/4"	<b>486-226</b>	5				
	2"	<b>486-227</b>	5				
	2-1/4"	<b>486-228</b>	5				
2-1/2"	<b>486-229</b>	5					
3"	<b>486-231</b>	5					

**B296**

© 2018 Spaenaur Inc. All rights reserved. Catalog may not be reproduced, in whole or in part, without the written permission of Spaenaur Inc. Subject to Catalog Terms and Conditions of Use available at Spaenaur.com and on page TC2 and TC3 at the back of this catalog.  
© 2018 Spaenaur Inc. Tous droits réservés. Le catalogue ne peut être reproduit, en tout ou en partie, sans l'autorisation écrite de Spaenaur Inc. L'utilisation est soumise aux Conditions d'utilisation du Catalogue disponibles sur Spaenaur.com et à la page TC4 et TC5 à la fin de ce catalogue.