

# Locking Printed Circuit Board Posts

Inch


Poteaux verrouillables pour plaquettes de circuits imprimés

Pouce


**NYLON**  
6/6

## STANDOFFS FOR PRINTED CIRCUIT BOARDS

**NYLON**  
6/6



**614-430 SERIES**



**614-450 SERIES**

Economical locking spacers eliminate screws, nuts and lock washers in mounting P.C. Boards on metal chassis or stacking in multiple tiers.


Unique locking clips provide a mechanically secure, reusable connection in predrilled or punched holes while saving considerable assembly time.

The "614-450" series greatly increases stability and integrity of the printed circuit board assembly, while improving the pull out strength of the connection.


GREATER STABILITY

G

Dimensions in Inches



NATURAL COLOUR



NATURAL COLOUR

RECOMMENDED HOLE SIZE .152 ± .002



SPAENAUR No.	—A— Length
614-430	.125"
614-431	.250"
614-432	.312"
614-434	.375"
614-435	.437"
614-436	.500"
614-437	.625"
614-C04-1M	.750"
614-439	.875"
614-440	1.00"



PKG QTY. 100



PKG QTY. 100

SPAENAUR No.	—A— Length
614-450	.125"
614-451	.250"
614-452	.312"
614-453	.375"
614-454	.500"
614-455	.625"
614-456	.750"
614-457	.875"
614-458	1.00"