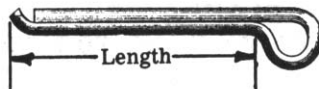



P.C. 091


HAMMER-LOK COTTER PINS



Length under head to end of longer shank.



INSERTING



LOCKING



UNLOCKING

Unit Package 100

Spread and locked with one blow from a hammer. The handiest cotter pin you ever used.

Easiest to Insert - As the shanks are parallel and the points well tapered, they slip smoothly through the hole.

Easiest to Lock - Just hit the head with a hammer. This causes the shorter shank to ride over the upturned point on the longer, automatically spreading the pin and locking it rigidly in place.

Easiest to Remove - Insert a screwdriver, tang of a file, or any thin tool in the eye and twist. This returns the short shank to its original position, and the pin is then removed the same as an ordinary cotter.

May be used as ordinary cotters, when desired. The points can be spread with pliers in one twist because one point is longer and turned up, easy to grasp.

PLAIN STEEL

SPAENAUR No.	Diameter	Length	SPAENAUR No.	Diameter	Length
CP-55	1/16"	1/2"	091-170	5/32"	3/4"
CP-56		1"	CP-65		1-1/2"
091-168	5/64"	3/4"	CP-66	3/16"	2"
091-169		1"	CP-138		1"
CP-57	3/32"	1/2"	CP-67	1/4"	1-1/2"
CP-58		3/4"	CP-68		2"
CP-59		1"	091-208	2-1/2"	
CP-60		1-1/2"	091-174	3/8"	
CP-61	1/8"	1"	BRASS		
CP-62		1-1/4"	SPAENAUR No.	Diameter	Length
CP-63		1-1/2"	CP-558	1/8"	1"
CP-64		2"			
091-173		2-1/2"			
091-175	3-1/2"				

Plastikit «Plastikit» **A-44**

Round Plain Steel COTTER PINS
14 Sizes - 250 Pieces



Clear plastic box with hinged lid.
Size 1" x 2-3/4" x 4-1/2"

ASSORTMENT ASSORTIMENT **805-524**

COTTER PINS BRASS Plain Finish

ROUND, EXTENDED PRONG TYPE

16 Sizes - 1100 Pieces

Sizes range from 1/16" x 1/2" to 3/16" x 2"

See page E49 for full range.

Shipping Wt. 386 kg (8-1/2 lbs.)



ASSORTMENT ASSORTIMENT **B-585**

HAMMER-LOK COTTER PINS PLAIN STEEL

14 Sizes - 1445 Pieces

Sizes range from 1/16" x 1/2" to 3/16" x 2"

See top of this page for full range.

Shipping Wt. 4.23 kg (9-1/2 lbs.)



ASSORTMENT ASSORTIMENT **805-523**

COTTER PINS 18-8 Stainless Steel

ROUND, EXTENDED PRONG STYLE

20 Sizes - 1400 Pieces

Dia. from 1/32" to 1/4"
Lengths from 1/2" to 2"

See page E50 for full range.

Regular size welded STEEL drawers have hinged lid, SCOOPED bins, and are finished in grey enamel. Drawers fit Slide Racks shown on page A2.

Shipping Wt. 3.63 kg (8 lbs.)



ASSORTMENT ASSORTIMENT **B-581**

COTTER PINS PLAIN STEEL

ROUND, EXTENDED PRONG STYLE

14 Sizes - 1575 Pieces

Contains sizes ranging from 1/16" x 3/4" to 5/32" x 2".

See page E49 for full range.

Shipping Wt. 4.12 kg (9-1/4 lbs.)



CATALOG 13