

E SECTION Assortments



805-638
Aluminum, Steel and Monel
'POP'® RIVETS & BACK-UP WASHERS
 21 Varieties - 2700 Pieces
 Assortment includes the Heavy Duty Hand Riveter 876-400
 Large Box
 Inch Sizes See page E29

805-475




805-637
 The same in all respects as the 805-638 Assortment (above) but **without the Hand Riveter.**
 Inch Sizes See page E29



805-659
Aluminum & Steel Mandrels
OPEN END ALUMINUM POP® RIVETS
 20 Varieties - 1850 Pieces including #876-400 Heavy Duty Riveter
 Large Box
 Inch Sizes See page E29



805-662
Steel Mandrels
OPEN END PLATED STEEL POP® RIVETS
 20 Varieties - 1900 Pieces including #876-400 Heavy Duty Riveter
 Large Box
 Inch Sizes See page E29




805-524
Brass, Plain
COTTER PINS
 Round, Extended, Prong Type
 16 Sizes - 1100 Pieces
 Regular Box
 Inch Sizes See page E48



B-585
Steel, Plain
HAMMER-LOK COTTER PINS
 14 Sizes - 1445 Pieces
 Regular Box
 Inch Sizes See page E48




805-523
18-8 Stainless Steel
COTTER PINS
 Round, Extended, Prong Type
 20 Sizes - 1400 Pieces
 Regular Box
 Inch Sizes See page E48




B-581
Steel, Plain
COTTER PINS
 Round, Extended, Prong Type
 14 Sizes - 1575 Pieces
 Regular Box
 Inch Sizes See page E48



805-475
Steel, Plain
METRIC COTTER PINS DIN 94
 24 Sizes - 1473 Pieces
 Regular Box
 Metric Sizes See page E52



805-507
Brass
METRIC COTTER PINS DIN 94
 24 Sizes - 1473 Pieces
 Regular Box
 Metric Sizes See page E54



805-508
A2 Stainless Steel
METRIC COTTER PINS DIN 94
 24 Sizes - 1473 Pieces
 Regular Box
 Metric Sizes See page E55

CATALOG 13

E SECTION Assortments