


DIN 986

Domed Hex Cap Nuts
with Nylon Insert
Écrous à chape
pg. C61




DIN 988

Shim Washers
Rondelles d'espacement
pg. D77



**DIN 1434 /
1435**

Clevis Pin with Small Head
Goupilles cylindriques
pg. E92



DIN 1440

Flat Washers for Clevis Pins
Rondelles en acier
pg. D19 ~ISO 8738



DIN 1471

Grooved Pins
with Full Length Taper
Goupilles cylindriques
pg. E94 ~ISO 8744



DIN 1472

Grooved Pins with Half Length
Taper
Goupilles cylindriques
pg. E94 ~ISO 8745



DIN 1473

Grooved Pins – Full Length
Goupilles cylindriques
pg. E94 ~ISO 8740



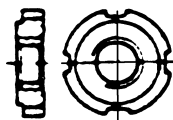
DIN 1481

Spring Tension Pins
Goupilles tendueuses à ressort
pg. E105 ~ISO 8752



DIN 1587

Hex Dome Nuts
Écrous à chape
pg. C61



DIN 1804

Slotted Round Locknuts
Écrous indesserrables
pg. C61



DIN 1810A

Hook Spanner
Clés à crochet
pg. P117



DIN 1810B

Pin Spanner
Clés à griffe
pg. P117



DIN 1814

Adjustable Tap Wrenches
Outils pour taraud
pg. P99



DIN 1869

Extra Long Straight Shank
Twist Drills
Forets extra-long
pg. P60



DIN 1870

Extra Long Taper Shank
Twist Drills
Forets extra-long
pg. P60



DIN 1898A

Taper Pin Drills
with Parallel Shank
Forets
pg. P61



DIN 2093

Steel, Disc Springs
Rondelles "Belleville" en
acier à ressort
pg. D54



DIN 2179

Quick Helix Taper Pin
Reamers
Alésoirs
pg. P73



DIN 6319C

Spherical Seat Washers
Rondelles spérique à siège
pg. B354



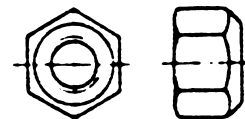
DIN 6319D

Dished Washers
Rondelles à cuvette
pg. B354



DIN 6325

Rounded Dowel Pins –
Hardened (Chamfered one end)
Goupilles cylindriques
pg. E92 ~ISO 8734




DIN 6330B

Fixture Nuts
Écrous à pièce fixe
pg. B353



DIN 6331

Collar Nuts
Écrous à collet
pg. B353



DIN 6334

Coupling Nuts
Écrous hexagonaux
pg. C21



DIN 6340

Flat Washers - Hardened
Rondelles en acier
pg. D18